



Derry City & Strabane

District Council

Comhairle

Chathair Dhoire &

Cheantar an tSratha Báin

Derry Cittie & Stràbane

Destrìck Cooncil

Integrated Impact Assessment

Equality Screening and Rural Needs, Climate & Privacy Impact Assessment

Citizen Recognition Policy

Please remember to send this document to equality@derrystrabane.com once completed

Contents

Part One: Policy Scoping3

Part Two : Equality Screening10

Part Three: Rural Needs Impact Assessment28

Part Four: Climate Change Screening33

Part Five: Privacy impact assessment screening questions.....36

Part Six - Approval and authorisation38

Part One: Policy Scoping

1. Please provide a short title which describes the activity being undertaken by the Public Authority that is subject to Equality Screening under Section 75 Act and Rural Needs Impact Assessment under Section 1(1) of the Rural Needs Act (NI) 2016.

Civic Recognition Policy

2. Please tick as appropriate

New Policy ☒

Revised Policy ☐

Corporate Policy ☒

Departmental Policy ☐

If Departmental, please specify which department

2b. Please indicate which category the activity specified in Question 1 above relates to.

| | Policy | Strategy | Plan |
|-----------------------------|-------------------------------------|--------------------------|--------------------------|
| Developing a | <input checked="" type="checkbox"/> | <input type="checkbox"/> | <input type="checkbox"/> |
| Adopting a | <input checked="" type="checkbox"/> | <input type="checkbox"/> | <input type="checkbox"/> |
| Implementing a | <input checked="" type="checkbox"/> | <input type="checkbox"/> | <input type="checkbox"/> |
| Revising a | <input type="checkbox"/> | <input type="checkbox"/> | <input type="checkbox"/> |
| Designing a Public Service | <input type="checkbox"/> | <input type="checkbox"/> | <input type="checkbox"/> |
| Delivering a Public Service | <input type="checkbox"/> | <input type="checkbox"/> | <input type="checkbox"/> |

3a. Please describe the aims of the policy

It aims to ensure a clear, process is in place for acknowledging the contribution of citizens which is responsive to anticipated community expectations and consistent with the values of stakeholders and the Council and ensures proper consideration.

3b. Are there any associated objectives of the policy? If so, what are they?

It specifically focuses on the award of the Freedom of the City and District, the naming of Council assets and the installation of infrastructural elements in or on Council property/ Council-owned assets and festivals / other recognition initiatives

4. Are there any Section75 groups which might be expected to benefit from the intended policy? If so, explain how

Citizens from any/all of the S75 are expected to benefit.

5. Who initiated or wrote the policy?

Asset Naming Working Group facilitated by Lead Democratic Services & Improvement Officer

6. Who is responsible for the implementation of the policy?

The Chief Executive has overall responsibility for the implementation of this policy.

7. Are there any factors which could contribute to/detract from the intended aim/outcome of the policy/decision?

If yes, are they

- ☐ Financial
- ☐ Legislative
- ☐ Other, please specify

No but outcome is subject to Members' consideration and potentially views of public where consultation is conducted.

8. Who are the internal/external stakeholders (actual or potential) that the policy will impact upon?

- ☐ Staff
- ☐ Service Users
- ☐ Other public sector organisations
- ☐ Voluntary/Community/Trade Unions

- ☐ Other. Please specify

Citizens

9. Is this policy associated with any other Council Policy(s)?

Yes ☒

No ☐

If yes, please state the related policy(s) below.

Yes . This policy replaces the pilot Asset Naming Policy

10. How does the policy contribute towards the achievement of the Council's strategic objectives?

Derry City and Strabane District Council recognises the importance and value to the community of formally recognising citizens who have made a significant positive contribution to improving the quality of life of people in the Council area, promoting and enhancing the city and district, and to achieving excellence in a recognised field.

11. How does the Council interface with other bodies in relation to the implementation of this policy?

n/a

Part Two: Equality Screening

2.1 Available evidence

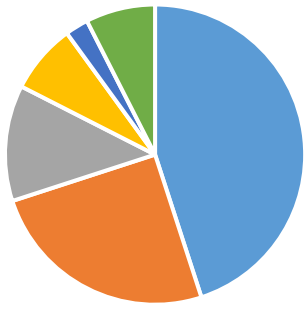
Evidence to help inform the screening process may take many forms. Public authorities should ensure that their screening decision is informed by relevant data.

What evidence/information (both qualitative and quantitative) have you gathered to inform this policy? Specify details for each of the Section 75 categories. **Please add policy relevant information.**

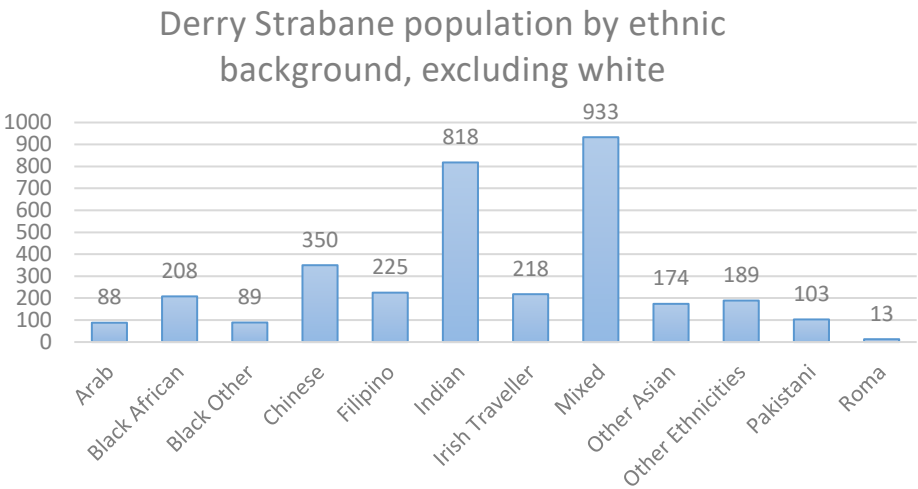
| Section 75 category | Details of evidence/information | | | | | | | | | | | | | | | | | | |
|---------------------|---|------------------|------------|----------|-------|-------------------|-------|------------------|------|---------------------|-------|-----------------|------|-----------------|------|-------------|-------|---------------------|------|
| Religious belief | <p>According to data from the Census 2021 the breakdown detailing the religious belief profile of residents as a proportion of the whole population in the Derry City and Strabane District Council, compared to Northern Ireland is as follows¹:</p> <div><p>NI</p><table><thead><tr><th>Religious Belief</th><th>Proportion</th></tr></thead><tbody><tr><td>Catholic</td><td>45.1%</td></tr><tr><td>Church of Ireland</td><td>10.2%</td></tr><tr><td>Methodist Church</td><td>1.5%</td></tr><tr><td>Presbyterian Church</td><td>12.3%</td></tr><tr><td>Other Christian</td><td>1.2%</td></tr><tr><td>Other Religions</td><td>0.5%</td></tr><tr><td>No Religion</td><td>18.7%</td></tr><tr><td>Religion Not stated</td><td>2.5%</td></tr></tbody></table></div> | Religious Belief | Proportion | Catholic | 45.1% | Church of Ireland | 10.2% | Methodist Church | 1.5% | Presbyterian Church | 12.3% | Other Christian | 1.2% | Other Religions | 0.5% | No Religion | 18.7% | Religion Not stated | 2.5% |
| Religious Belief | Proportion | | | | | | | | | | | | | | | | | | |
| Catholic | 45.1% | | | | | | | | | | | | | | | | | | |
| Church of Ireland | 10.2% | | | | | | | | | | | | | | | | | | |
| Methodist Church | 1.5% | | | | | | | | | | | | | | | | | | |
| Presbyterian Church | 12.3% | | | | | | | | | | | | | | | | | | |
| Other Christian | 1.2% | | | | | | | | | | | | | | | | | | |
| Other Religions | 0.5% | | | | | | | | | | | | | | | | | | |
| No Religion | 18.7% | | | | | | | | | | | | | | | | | | |
| Religion Not stated | 2.5% | | | | | | | | | | | | | | | | | | |

¹ <https://www.nisra.gov.uk/publications/census-2021-main-statistics-religion-tables>

| | <div><p>Derry Strabane</p><table><thead><tr><th>Religion</th><th>Count</th></tr></thead><tbody><tr><td>Catholic</td><td>103,053</td></tr><tr><td>Church of Ireland</td><td>12,474</td></tr><tr><td>Presbyterian Church</td><td>14,845</td></tr><tr><td>No Religion</td><td>12,404</td></tr><tr><td>Other Christian</td><td>3,294</td></tr><tr><td>Religion Not stated</td><td>1,315</td></tr><tr><td>Methodist Church</td><td>1,186</td></tr><tr><td>Other Religions</td><td>2,185</td></tr></tbody></table></div> <p>There is no available detail on the S75 profile of previously recognised citizens. Awards under this policy will be subject to assessment and award on merit / satisfying the Council’s notified criteria. Section 75 category is not relevant to any of the recognition awards but equality monitoring information will be sought regarding beneficiaries.</p> | Religion | Count | Catholic | 103,053 | Church of Ireland | 12,474 | Presbyterian Church | 14,845 | No Religion | 12,404 | Other Christian | 3,294 | Religion Not stated | 1,315 | Methodist Church | 1,186 | Other Religions | 2,185 |
|---------------------|---|-----------|-------|----------|---------|-------------------|--------|---------------------|--------|-------------|--------|-----------------|-------|---------------------|-------|------------------|-------|-----------------|-------|
| Religion | Count | | | | | | | | | | | | | | | | | | |
| Catholic | 103,053 | | | | | | | | | | | | | | | | | | |
| Church of Ireland | 12,474 | | | | | | | | | | | | | | | | | | |
| Presbyterian Church | 14,845 | | | | | | | | | | | | | | | | | | |
| No Religion | 12,404 | | | | | | | | | | | | | | | | | | |
| Other Christian | 3,294 | | | | | | | | | | | | | | | | | | |
| Religion Not stated | 1,315 | | | | | | | | | | | | | | | | | | |
| Methodist Church | 1,186 | | | | | | | | | | | | | | | | | | |
| Other Religions | 2,185 | | | | | | | | | | | | | | | | | | |
| Political opinion | <p>Following the 2023 elections, the political makeup of the Council’s elected members was as follows:</p> <table><tbody><tr><td>Sinn Féin</td><td>18</td></tr><tr><td>SDLP</td><td>10*</td></tr><tr><td>DUP</td><td>5</td></tr><tr><td>UUP</td><td>3</td></tr><tr><td>IND</td><td>3</td></tr><tr><td>PBP</td><td>1</td></tr></tbody></table> | Sinn Féin | 18 | SDLP | 10* | DUP | 5 | UUP | 3 | IND | 3 | PBP | 1 | | | | | | |
| Sinn Féin | 18 | | | | | | | | | | | | | | | | | | |
| SDLP | 10* | | | | | | | | | | | | | | | | | | |
| DUP | 5 | | | | | | | | | | | | | | | | | | |
| UUP | 3 | | | | | | | | | | | | | | | | | | |
| IND | 3 | | | | | | | | | | | | | | | | | | |
| PBP | 1 | | | | | | | | | | | | | | | | | | |

| | |
|---------------------|--|
| | <p style="text-align: center;">Derry and Strabane political party breakdown 2023</p>  <p style="text-align: center;"> ■ Sinn Féin ■ SDLP ■ Democratic Unionist ■ Ulster Unionist ■ People Before Profit ■ Independent </p> <p>*Further to the election, two members of the SDLP became independent members in May 2024.</p> <p>There is no available detail on the S75 profile of previously recognised citizens. Awards under this policy will be subject to assessment and recognition awarded on merit / satisfying the Council's notified criteria. Section 75 category is not a relevant criteria for any of the recognition awards but equality monitoring information will be sought regarding beneficiaries.</p> |
| Racial group | <p>According to the Census 2021 statistics² the total population of the Council area is 150,757. The majority of the population – 147,349 (97.74%) - is White. The ethnic profile of non-White residents of the Council area is as follows:</p> |

² <https://www.nisra.gov.uk/publications/census-2021-bulk-download>

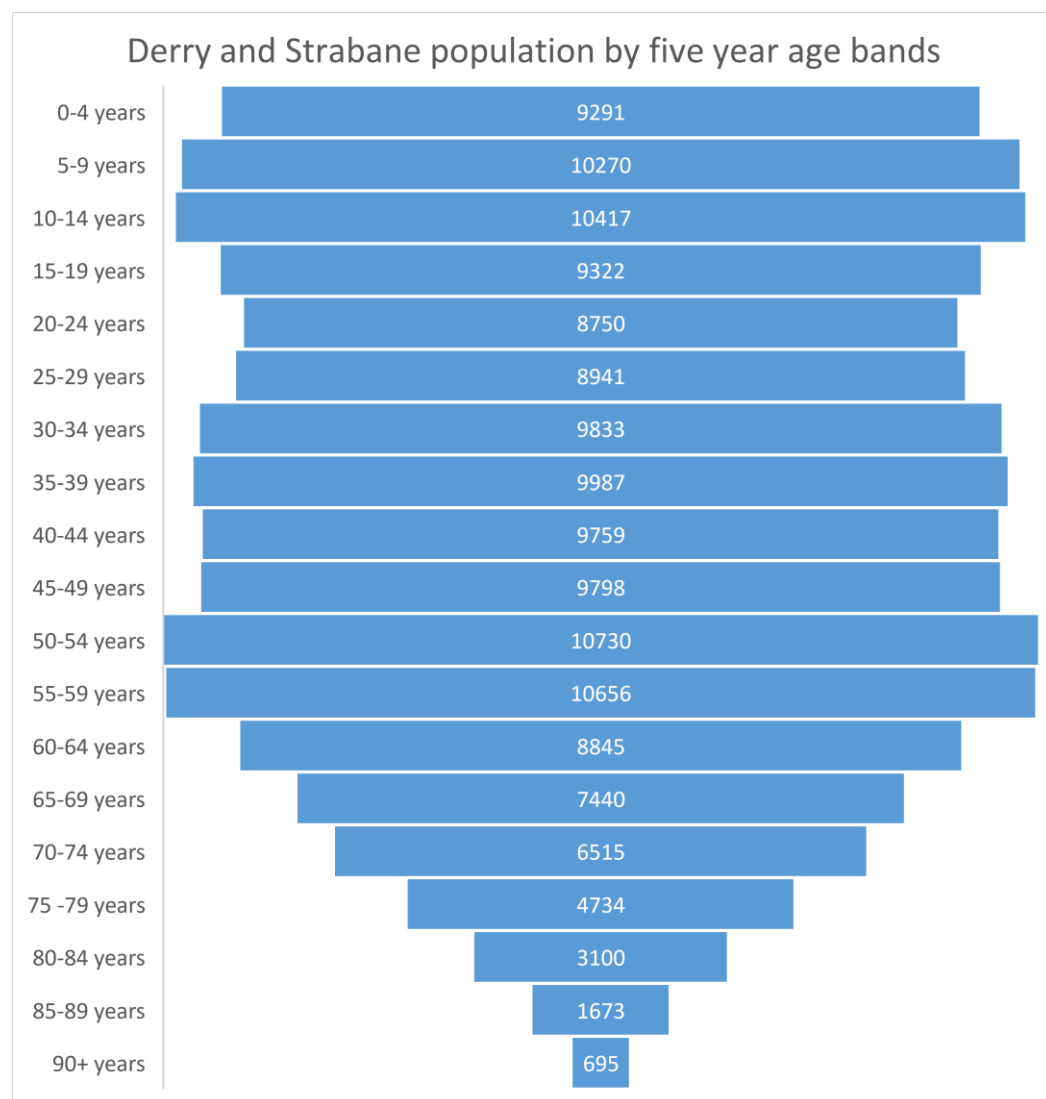


There is no available detail on the S75 profile of previously recognised citizens. Awards under this policy will be subject to assessment and recognition awarded on merit / satisfying the Council’s notified criteria. Section 75 category is not a relevant criteria for any of the recognition awards but equality monitoring information will be sought regarding beneficiaries.

Anecdotal evidence would indicate that the majority of citizens recognised have been white.

Age

According to Census 2021 data the age profile of the Derry and Strabane LGD area ³ is as follows:



In the Multiple Deprivation Measure Report 2017 it shows that almost 16% of the population in the Council area have an equivalised income of 60% below than the NI median – of these households there are 21% in which there are children aged 15 and under living and 5.4% households where there are people aged 65 years and older living.

³ Ibid

| | <p>There is no available detail on the S75 profile of previously recognised citizens. Awards under this policy will be subject to assessment and recognition awarded on merit / satisfying the Council’s notified criteria. Section 75 category is not a relevant criteria for any of the recognition awards but equality monitoring information will be sought regarding beneficiaries.</p> | | | | | | | | | | | | | | | | | | | | | |
|---|---|------------------------|--------|------------------------|---|---|---|--|---|---|---|---|---|-----------------------------------|---|---|---------|----|----|--|----|----|
| <p>Marital status</p> | <p>The table below illustrates the marital status profile of the Derry and Strabane LGD:</p> <div><p>Martial Status of those aged 16+, as proportion of the population</p><table><thead><tr><th>Marital Status</th><th>NI (%)</th><th>Derry and Strabane (%)</th></tr></thead><tbody><tr><td>Widowed or surviving partner from a civil partnership</td><td>6</td><td>5</td></tr><tr><td>Divorced or formerly in a civil partnership which is now legally dissolved</td><td>6</td><td>5</td></tr><tr><td>Separated (but still legally married or still legally in a civil partnership)</td><td>4</td><td>5</td></tr><tr><td>In a registered civil partnership</td><td>1</td><td>1</td></tr><tr><td>Married</td><td>45</td><td>40</td></tr><tr><td>Single (never married or never registered a civil partnership)</td><td>38</td><td>40</td></tr></tbody></table></div> <p>There is no available detail on the S75 profile of previously recognised citizens. Awards under this policy will be subject to assessment and recognition awarded on merit / satisfying the Council’s notified criteria. Section 75 category is not a relevant criteria for any of the recognition awards but equality monitoring information will be sought regarding beneficiaries.</p> | Marital Status | NI (%) | Derry and Strabane (%) | Widowed or surviving partner from a civil partnership | 6 | 5 | Divorced or formerly in a civil partnership which is now legally dissolved | 6 | 5 | Separated (but still legally married or still legally in a civil partnership) | 4 | 5 | In a registered civil partnership | 1 | 1 | Married | 45 | 40 | Single (never married or never registered a civil partnership) | 38 | 40 |
| Marital Status | NI (%) | Derry and Strabane (%) | | | | | | | | | | | | | | | | | | | | |
| Widowed or surviving partner from a civil partnership | 6 | 5 | | | | | | | | | | | | | | | | | | | | |
| Divorced or formerly in a civil partnership which is now legally dissolved | 6 | 5 | | | | | | | | | | | | | | | | | | | | |
| Separated (but still legally married or still legally in a civil partnership) | 4 | 5 | | | | | | | | | | | | | | | | | | | | |
| In a registered civil partnership | 1 | 1 | | | | | | | | | | | | | | | | | | | | |
| Married | 45 | 40 | | | | | | | | | | | | | | | | | | | | |
| Single (never married or never registered a civil partnership) | 38 | 40 | | | | | | | | | | | | | | | | | | | | |

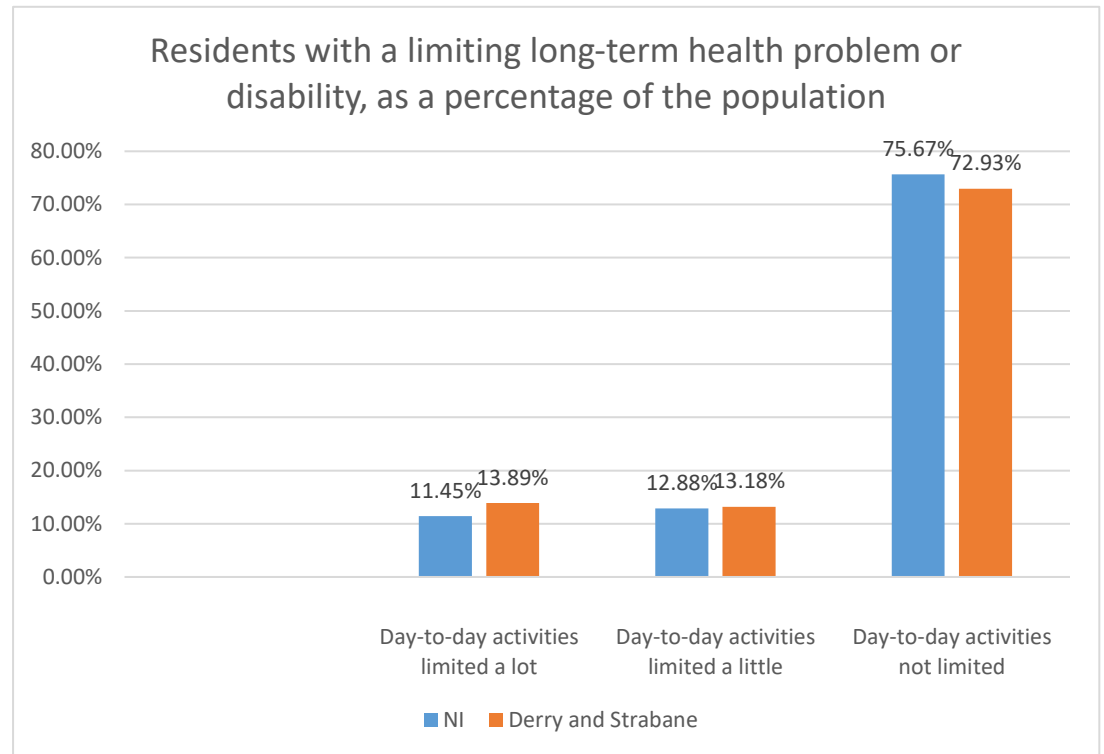
| | |
|---------------------------|--|
| Sexual orientation | <p>Analysis of the Census 2021 indicates that, of those aged 16 years and over 2.1% identified as lesbian, gay, bisexual or other. A further 7.6% did not state their sexual orientation. 90.3% said they were straight or heterosexual.⁴</p> <p>The Rainbow Project have provided a number of qualitative contextual reasons why they believe studies, especially the census, aren't fully reflective of actual figures. These include:</p> <ol style="list-style-type: none"> 1. Bisexual people, who are believed to be the largest part of the LGBTQIA+ community, are more likely to report as heterosexual, particularly those in opposite sex relationships, due to societal bierasure and biphobia. 2. Bisexual people are also more likely to end up in an opposite sex relationship in general due to societal homophobia, making their chances of the above even higher. 3. In more rural locations, and over the past 10+ years in particular with housing issues, more and more young adults are living with family for longer or moving back in. They may not be out to family, or may be out but just not accepted, therefore filling out the same form together forces them to closet themselves and record as heterosexual. 4. Covid-19 had a major impact on the LGBTQIA+ community, safety and isolation issues became much more significantly higher, and with many people being forced to move back in with family people who may have been out among their independent life, just not with family, where forced back into the closet. 5. Older adults who are LGBTQIA+ are much less likely to correctly report on forms as past societal expectations forced many to marry into a heterosexual relationship. 6. Safety is a big factor, people are terrified how data is used and LGBTQIA+ people are more likely to lie on forms for self-preservation, older adults in particular. 7. Housing concerns become a big factor in this. Although it is illegal for a landlord to evict a tenant on the grounds of them being LGB, |
|---------------------------|--|

⁴ <https://www.nisra.gov.uk/system/files/statistics/census-2021-main-statistics-for-northern-ireland-phase-3-statistical-bulletin-sexual-orientation.pdf> (accessed 11/07/23)

| | <p>even those out, may “act straight” around landlords, employers and other officials including census and other demographics forms.</p> <p>8. Fear of hate crime towards LGBTQIA+ people drives some to mis-report for self-preservation.</p> <p>9. Trust – there can be a lack of trust among LGBTQIA+ people on how census data is used.</p> <p>There is no available detail on the S75 profile of previously recognised citizens. Awards under this policy will be subject to assessment and recognition awarded on merit / satisfying the Council’s notified criteria. Section 75 category is not a relevant criteria for any of the recognition awards but equality monitoring information will be sought regarding beneficiaries.</p> | | | | | | | | | |
|---------------------------------------|--|----------|------------|----------|--------------------|--------|--------|----|--------|--------|
| <p>Men and women generally</p> | <div><p>Gender as a proportion of the population</p><table><thead><tr><th>Category</th><th>Female (%)</th><th>Male (%)</th></tr></thead><tbody><tr><td>Derry and Strabane</td><td>51.14%</td><td>48.86%</td></tr><tr><td>NI</td><td>50.81%</td><td>49.19%</td></tr></tbody></table></div> <p>There is no available detail on the S75 profile of previously recognised citizens. Awards under this policy will be subject to assessment and recognition awarded on merit / satisfying the Council’s notified criteria. Section 75 category is not a relevant criteria for any of the recognition awards but equality monitoring information will be sought regarding beneficiaries.</p> <p>Anecdotal evidence would indicate that the majority of citizens recognised have been male.</p> | Category | Female (%) | Male (%) | Derry and Strabane | 51.14% | 48.86% | NI | 50.81% | 49.19% |
| Category | Female (%) | Male (%) | | | | | | | | |
| Derry and Strabane | 51.14% | 48.86% | | | | | | | | |
| NI | 50.81% | 49.19% | | | | | | | | |

Disability

According to statistics for Census day 2021 the health profile of the Council area was as follows⁵:



There is no available detail on the S75 profile of previously recognised citizens. Awards under this policy will be subject to assessment and recognition awarded on merit / satisfying the Council's notified criteria. Section 75 category is not a relevant criteria for any of the recognition awards but equality monitoring information will be sought regarding beneficiaries.

Anecdotal evidence would indicate that the majority of citizens recognised have not had a disability.

⁵ <https://www.nisra.gov.uk/publications/census-2021-main-statistics-health-disability-and-unpaid-care-tables>

Dependant

According to statistics for Census day 2021 the caring profile for the Council area was as follows:⁶

| All Usual Residents aged 5 and over | | | | | | |
|--|--|-------------------------------|--|---|---|---|
| | All usual residents aged 5 and over | Provide no unpaid care | Provide 1-19 hrs unpaid care per week | Provide 20-34 hrs unpaid care per week | Provide 35-49 hrs unpaid care per week | Provide 50+ hrs unpaid care per week |
| Northern Ireland | 1,789,348 | 1,567,135 87.58% | 100,777 5.63% | 24,636 1.38% | 28,109 1.57% | 68,691 3.84% |
| Derry City & Strabane | 141,465 | 123,487 87.29% | 7,135 5.04% | 2,178 1.54% | 2,608 1.84% | 6,057 4.28% |

Results for Census 2021 in Northern Ireland show that 52 children aged 5 years provide 1 or more hours of unpaid care per week.

The proportion of carers in Northern Ireland is similar to the proportion of carers in Derry and Strabane. Carers are counted from age 5+. Results for Census 2021 in Northern Ireland show that 52 children aged 5 years provide 1 or more hours of unpaid care per week.

There is no available detail on the S75 profile of previously recognised citizens. Awards under this policy will be subject to assessment and recognition awarded on merit / satisfying the Council's notified criteria. Section 75 category is not a relevant criteria for any of the recognition awards but equality monitoring information will be sought regarding beneficiaries.

⁶ <https://www.nisra.gov.uk/publications/census-2021-main-statistics-health-disability-and-msD01unpaid-care-tables> – Table msD17

2.2 Equality Needs, experiences and priorities

Taking into account the information referred to above, what are the different needs, experiences and priorities of each of the following categories, in relation to the particular policy/decision?

Specify details for each of the Section 75 categories

| Section 75 category | Details of needs/experiences/priorities |
|--------------------------------|---|
| Religious belief | The new policy sets out principles and criteria for an assessment process based on merit. Personal characteristics are not taken into account. |
| Political opinion | As above |
| Racial group | As above. It is noted that since the formation of the new Council, recognition awards in relation to Freedom of the City and District and Asset Naming have been to white people. |
| Age | The new policy sets out principles and criteria for an assessment process based on merit. Personal characteristics are not taken into account. |
| Marital status | The new policy sets out principles and criteria for an assessment process based on merit. Personal characteristics are not taken into account. |
| Sexual orientation | The new policy sets out principles and criteria for an assessment process based on merit. Personal characteristics are not taken into account. |
| Men and women generally | As above. It is noted that since the formation of the new Council, most recognition awards in relation to Freedom of the City and District and Asset Naming have been to men. |
| Disability | The new policy sets out principles and criteria for an assessment process based on merit. Personal characteristics are not taken into account. |
| Dependants | The new policy sets out principles and criteria for an assessment process based on merit. Personal characteristics are not taken into account. |

2.3 Screening questions

What is the likely impact on equality of opportunity for those affected by this policy, for each of the Section 75 equality categories? Minor/major/none?

| Section 75 category | Details of policy impact | Level of impact? minor/major/none |
|----------------------------------|---|--|
| Religious belief | The new policy sets out principles and criteria for an assessment process based on merit. Personal characteristics are not taken into account. It is not envisaged that there will be an impact on the basis of this Section 75 category. | none |
| Political opinion | As above | none |
| Racial group | As above | none |
| Age | As above | none |
| Marital status | As above | none |
| Sexual orientation | As above | none |
| Men & women generally | As above | none |
| Disability | As above | none |
| Dependants | As above | none |

2.4 Equality of Opportunity

| Are there opportunities to better promote equality of opportunity for people within the Section 75 equalities categories? | | |
|--|---------------------------------------|--------------------------------------|
| Section 75 category | If Yes, provide details | If No, provide reasons |
| Religious belief | | No – assessment is on merit criteria |
| Political opinion | | As above |

| | | |
|----------------------------------|--|----------|
| Racial group | | As above |
| Age | | As above |
| Marital status | | As above |
| Sexual orientation | | As above |
| Men & women generally | | As above |
| Disability | | As above |
| Dependants | | As above |

2.5 Good Relations

| | |
|---|-----|
| <p>Are there opportunities to better promote good relations between Section 75 equality categories through tackling prejudice and/or promoting understanding?</p> <p style="text-align: center;"> <input type="checkbox"/> Yes <input checked="" type="checkbox"/> No </p> <p>If Yes, the policy will be considered by a Designated Working Group</p> | |
| Section 75 category | |
| Religious belief | n/a |

| | |
|--------------------------|--|
| Political opinion | n/a |
| Racial group | Potentially, if as a result of the merit based process, a non-white citizen is recognised. |

2.6 Disability Duties

| | |
|---|---|
| 4. Is there evidence to suggest that this policy would promote positive attitudes towards people with a disability? | |
| Yes <input checked="" type="checkbox"/> | No <input type="checkbox"/> |
| If Yes, provide details of opportunities identified (including details of consultation with relevant stakeholders) | |
| Potentially, if as a result of the merit based process, a person with a disability is recognised. | |
| 5. Is there evidence to suggest that this policy would encourage the participation of people with a disability in public life? | |
| Yes <input type="checkbox"/> | No <input checked="" type="checkbox"/> |
| If Yes, provide details of opportunities identified (including details of consultation with relevant stakeholders) | |
| | |

Additional considerations

Multiple identity

Generally speaking, people can fall into more than one Section 75 category. Taking this into consideration, are there any potential impacts of the policy/decision on people with multiple identities?

(For example; disabled minority ethnic people; disabled women; young Protestant men; and young lesbians, gay and bisexual people).

Provide details of data on the impact of the policy on people with multiple identities. Specify relevant Section 75 categories concerned.

No impacts identified as objective criteria and principles identified.

2.7 Screening Decision

If the decision is **not to conduct an equality impact assessment**, please provide details of the reasons.

Screened out for equality impact assessment.

If the decision **is not to conduct an equality impact assessment** the public authority should consider if the policy should be mitigated or an alternative policy be introduced. Please provide details

The new policy sets out principles and criteria for an assessment process based on merit. Personal characteristics are not taken into account.

The Recognition Panel, Committee Members and the ultimately all the Members of Council input into the decision -making process. These Members represent a range of Section 75 characteristics.

If the decision is **to subject the policy to an equality impact assessment**, please provide details of the reasons.

2.8 Mitigation

When the public authority concludes that the likely impact is 'minor' and an equality impact assessment is not to be conducted, the public authority may consider mitigation to lessen the severity of any equality impact, or the introduction of an alternative policy to better promote equality of opportunity or good relations.

Can the policy/decision be amended or changed or an alternative policy introduced to better promote equality of opportunity and/or good relations?

If so, give the reasons to support your decision, together with the proposed changes/amendments or alternative policy.

| |
|--|
| |
|--|

2.9 Monitoring Arrangements

Provide details of the monitoring arrangements that will be in place to ensure that there are no adverse impacts as a result of the implementation of this policy.

| |
|--|
| Living recipients of awards will be asked to complete an equality monitoring form. |
|--|

Part Three: Rural Needs Impact Assessment**3.1 Which definition of 'rural' is the Public Authority using in respect of the Policy, Strategy, Plan or Public Service?**

- Population Settlements of less than 5,000 (Default definition) ☒
- Other Definition (Provide details and the rationale below) ☐
- A definition of 'rural' is not applicable ☐

Details of alternative definition of 'rural' used**Rationale for using alternative definition of 'rural'****3.2 Understanding the impact of the Policy, Strategy, Plan or Public Service****3.2a Is the policy, strategy, plan or public service intended to impact upon people in rural areas?**Yes ☒No ☐**If the response is No go to Section 3.2e****3.2b. Please explain how the Policy, Strategy, Plan or Public Service is intended to impact on people in rural areas**

The awards are based on merit via the principles and criteria set out in the policy – no consideration is given to whether a recipient lives in a rural or urban area, and living in a rural area should not present as barrier to recognition .

| | |
|---|---|
| | |
| 3.2c. If the Policy, Strategy, Plan or Public Service is intended to impact on people in rural areas differently from people in urban areas, please explain how it will impact people in rural areas differently | |
| n/a | |
| 3.2d. Please indicate which of the following rural policy areas the Policy, Strategy, Plan or Public Service is intended to impact on | |
| <div style="display: flex; flex-direction: column; gap: 5px;"> <div>Rural Businesses</div> <div>Rural Tourism</div> <div>Rural Housing</div> <div>Jobs or Employment in Rural Areas</div> <div>Education or Training in Rural Areas</div> <div>Broadband or Mobile Communications in Rural Areas</div> <div>Transport Services or Infrastructure in Rural Areas</div> <div>Health or Social Care Services in Rural Areas</div> <div>Poverty in Rural Areas</div> <div>Deprivation in Rural Areas</div> <div>Rural Crime or Community Safety</div> <div>Rural Development</div> <div style="margin-top: 20px;">Other (please state)</div> </div> | <div style="display: flex; flex-direction: column; gap: 5px;"> <input type="checkbox"/> <input type="checkbox"/> <input type="checkbox"/> <input type="checkbox"/> <input type="checkbox"/> <input type="checkbox"/> <input type="checkbox"/> <input type="checkbox"/> <input type="checkbox"/> <input type="checkbox"/> <input type="checkbox"/> <input type="checkbox"/> <div style="border: 1px solid black; padding: 5px; margin-top: 20px;">Citizen recognition</div> </div> |
| (If the response to Section 3.2a was yes go to 3.3a) | |

| |
|--|
| |
| 3.2e Please explain why the Policy, Strategy, Plan or Public Service is not intended to impact on people in rural areas |
| |

3.3 Identifying the Social and Economic Needs of Persons in Rural Areas

| | |
|--|-------------------------------------|
| 3.3a Has the Public Authority taken steps to identify the social and economic needs of people in rural areas that are relevant to the Policy, Strategy, Plan or Public Service? | |
| Yes | <input type="checkbox"/> |
| No | <input checked="" type="checkbox"/> |
| If the response is No Go to Section 3.3e | |
| 3.3b. Please indicate which of the following methods or information sources we used by the Public Authority to identify the social and economic needs of people in rural areas | |
| Consultation with Rural Stakeholders | <input type="checkbox"/> |
| Consultation with Other Organisations | <input type="checkbox"/> |
| Published Statistics | <input type="checkbox"/> |
| Research Papers | <input type="checkbox"/> |
| Surveys or Questionnaires | |

| | |
|---|---|
| Other Publications | <input type="checkbox"/> |
| Other Methods or Information Sources (include details) | <input type="checkbox"/> <div></div> |
| 3.3c Please provide details of the methods and information sources used to identify the social and economic needs of people in rural areas including relevant dates, names of organisations, titles of publications, website references, details of surveys or consultations undertaken etc. | |
| | |
| 3.3d. Please provide details of the social and economic needs of people in rural areas which have been identified by the Public Authority? | |
| | |
| (If the response to Section 3.3a was Yes go to Section 3. 4a) | |
| 3.3e. Please explain why no steps were taken by the Public Authority to identify the social and economic needs of people in rural areas?? | |
| This policy is based on merit and is not related to whether or not the perspective nominee for an award lives in a rural or urban area. | |

3.4 – Considering the Social and Economic Needs of Persons in Rural Areas

| |
|--|
| 3.4a. Please provide details of the issues considered in relation to the social and economic needs of people in rural areas identified by the Public Authority. |
| |

| |
|--|
| |
|--|

3.5 – Influencing the Policy, Strategy, Plan or Public Service

3.5a. Has the development, adoption, implementation or revision of the Policy, Strategy or Plan, or the design or delivery of the Public Service, been influenced by the rural needs identified?

Yes ☐

No ☒

If the response is No go to Section 3.5c

3.5b. Please explain how the development, adoption, implementation or revision of the Policy, Strategy or Plan, or the design or delivery of the Public Service, has been influenced by the rural needs identified

3.5c. Please explain why the development, adoption, implementation or revision of the Policy, Strategy or Plan, or the design or the delivery of the Public Service, has not been influenced by the rural needs identified

This policy does not relate to rural needs, but is based on merit and is not related to whether or not the perspective nominee for an award lives in a rural or urban area.

Part Four: Climate Change Screening

4.1 What impact will the policy/proposal/plan have on the reduction of greenhouse gas emissions?

- Beneficial impact (Reduce emissions) ☐
- A mixed impact (Good & Bad) ☐
- Negative impact (Harmful / increase emissions) ☐
- No impacts / Not applicable ☒
- Don't know ☐

4.2 Does the policy/proposal/plan consider initiatives to reduce greenhouse gas emissions, e.g. sustainable transport, zero waste circular economy principles, renewable and efficient energy, and green infrastructure?

Yes (please explain) ☐

No ☐

Not applicable ☒

4.3 Will the policy/proposal/plan be impacted by the effects of climate change e.g. flooding, sea level rise, heat stress, poor air quality, and habitat and biodiversity loss?

- Impacted ☐
- A mixed impact (Good & Bad) ☐
- Not Impacted ☐
- Not applicable ☒

Don't know

☐

4.4 What impact will the policy/proposal/ plan have on the resilience to the adverse effects of climate change, e.g. flooding, sea level rise, heat stress, poor air quality, and habitat and biodiversity loss?

Beneficial impact (Improve resilience)

☐

A mixed impact (Good & Bad)

☐

Negative impact (Harmful / reduce resilience)

☐

No impacts / Not applicable

☒

Don't know

☐

4.5 Does the policy/proposal/ plan consider initiatives to reduce the adverse effects of climate change, e.g. avoid construction in flood risk areas, emergency and resilience planning measures, green infrastructure?

Yes (please explain)

☐

No

☐

Not applicable

☒

4.6 Does the policy/proposal /plan require further detailed assessment e.g. whole life carbon assessment, climate change risk analysis?

Yes (please explain)

☐

No

☒

Not applicable

☐

Part Five: Privacy impact assessment screening questions

These questions are intended to help decide whether a PIA is necessary. Answering 'yes' to any of these questions is an indication that a PIA would be a useful exercise.

- Will the project involve the collection of new information about individuals? **Potentially clarification of full name for use on certificate /asset/ infrastructural element/ festival or other initiative.** ☒
- Will the project compel individuals to provide information about themselves? ☐
- Will information about individuals be disclosed to organisations or people who have not previously had routine access to the information? ☐
- Are you using information about individuals for a purpose it is not currently used for, or in a way it is not currently used? ☒
- Does the project involve you using new technology which might be perceived as being privacy intrusive? For example, the use of biometrics or facial recognition. ☐
- Will the project result in you making decisions or taking action against individuals in ways which can have a significant impact on them? ☐
- Is the information about individuals of a kind particularly likely to raise privacy concerns or expectations? For example, health records, criminal records or other information that people would consider to be particularly private ☐
- Will the project require you to contact individuals in ways which they may find intrusive? ☐

This policy may potentially make public details an award/recognition bestowed on an individual. This will be subject to the agreement of the person concerned or their next of kin if the person is deceased. Such publication is seen to be a positive recognition.

Part Six - Approval and authorisation

Conclusions

(Details to be reflected in the relevant committee report.)

- The policy has been screened out for equality impact assessment.
- The development, adoption, implementation or revision of the policy or the design or delivery of the Public Service, has not been influenced by the rural needs identified in the impact assessment.
- The policy does not require further detailed assessment in terms of climate change and adaption
- The policy does not require further assessment in terms of data protection / privacy

| Screening / impact assessment completed by: | Position/Job Title | Date |
|---|--|--------------|
| E Cavanagh | Lead Democratic Services and Improvement Officer | 24 June 2024 |
| | | |
| | | |
| Approved by: as above | | |
| | | |

Note: A copy of this questionnaire, for each policy screened should be 'signed off' and approved by a senior manager responsible for the policy, made easily accessible on the public authority's website as soon as possible following completion and made available on request.