

## Benefit statistics

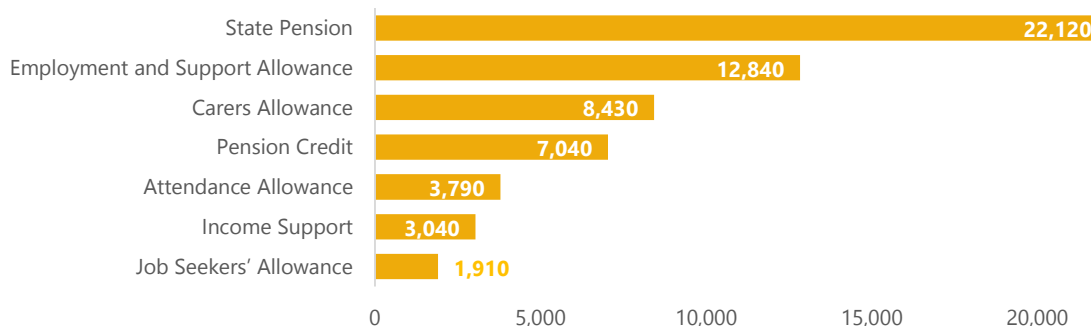
**Table 1: Number of claimants by benefit type, DCSDC, November 2019<sup>1</sup>**

Benefit type	Total	Change on year	
		Number	%
Attendance Allowance	3,790	60	2%
Carers Allowance	8,430	190	2%
Employment and Support Allowance	12,840	-560	-4%
Income Support	3,040	-730	-18%
Job Seekers' Allowance	1,910	-730	-15%
Pension Credit	7,040	-260	-4%
State Pension	22,120	-140	-1%

Source: NISRA, Benefits Statistics Summary

<sup>1</sup> From 20<sup>th</sup> June 2016 Disability Living Allowance (DLA) has been replaced for working age claimants by Personal Independence Payment (PIP). The working age DLA population is gradually reducing and will eventually reduce to 0. DLA figures have been removed from comparisons with other benefits.

**Fig 1: Number of claimants by benefit type, DCSDC, November 2019<sup>1</sup>**

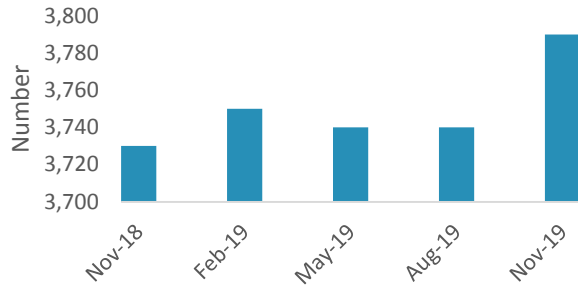


Source: NISRA, Benefits Statistics Summary

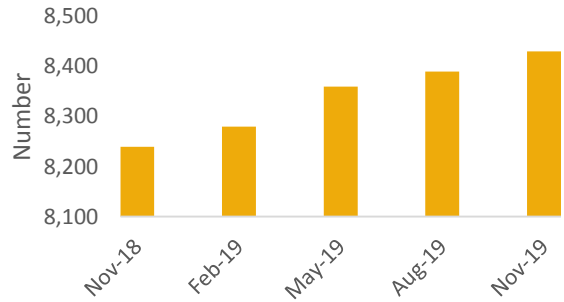
<sup>1</sup> From 20<sup>th</sup> June 2016 Disability Living Allowance (DLA) has been replaced for working age claimants by Personal Independence Payment (PIP). The working age DLA population is gradually reducing and will eventually reduce to 0. DLA figures have been removed from comparisons with other benefits.

**Fig 2: Summary of claimants by benefit type, November 2018 to November 2019**

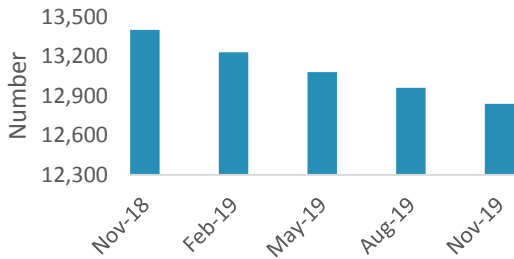
**AA Claimants**



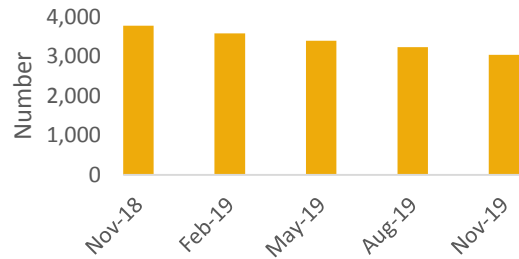
**CA Claimants**



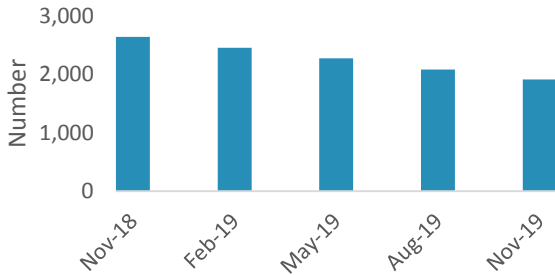
**ESA Claimants**



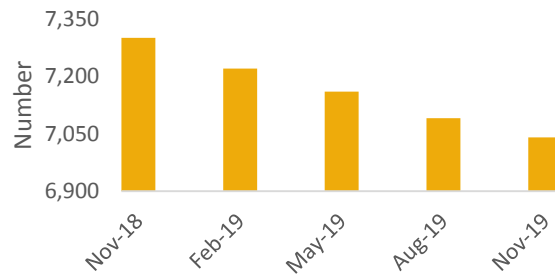
**IS Claimants**



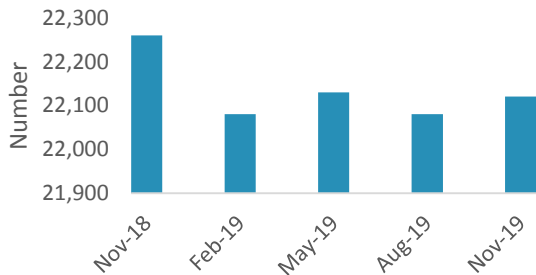
**JSA Claimants**



**PC Claimants**



**SP Claimants**



Source: NISRA, Benefits Statistics Summary

**Table 2: PIP Claims in Payment by LGD and DLA Reassessment Indicator (as at 30th November 2019)**

	New Claims		Reassessment		Total Claims	
	Claims	% of Claims	Claims	% of Claims	Claims	% of Claims
DCSDC	4,210	12%	12,110	11%	16,320	11%
NI	35,130	100%	106,860	100%	141,990	100%

- At November 2019, there were 16,320 PIP claims in payment within the DCSDC region. This accounted for 11% of all PIP claims in payment within NI (141,990).

**Table 21: Summary of DLA to PIP Reassessment Outcomes**

PIP Reassessment Outcome	DCSDC	NI
Award Increased	46%	39%
Award Unchanged	19%	20%
Award Decreased	18%	19%
Disallowed post referral to the Assessment Provider	14%	19%
Disallowed pre referral to the Assessment Provider +	2%	2%
Withdrawn	1%	1%
<b>Total</b>	<b>13,520</b>	<b>124,540</b>
Proportion of Reassessment Clearances	11%	

Source: NISRA, Personal Independence Payment Statistics

Data collected through the administration of individual 'key' benefits can be merged together to create 'Client Group' data. Each customer is classified just once. This gives an estimate of the overall number of customers claiming benefit. The client groups are 'Clients of working age' and 'Clients of pension age'.

**Note:** Personal Independence Payment figures are not yet included in the Client Group Analysis but will be added once figures have been assessed as suitably robust.

## Working age

The 'key' benefits for the Working Age Client Group are Job Seeker's Allowance, Incapacity Benefit, Employment and Support Allowance, Severe Disablement Allowance, Disability Living Allowance, Carer's Allowance, Widow's Benefit, Bereavement Benefit and Income Support for working age claimants (including Pension Credit for males aged 60 to 64).

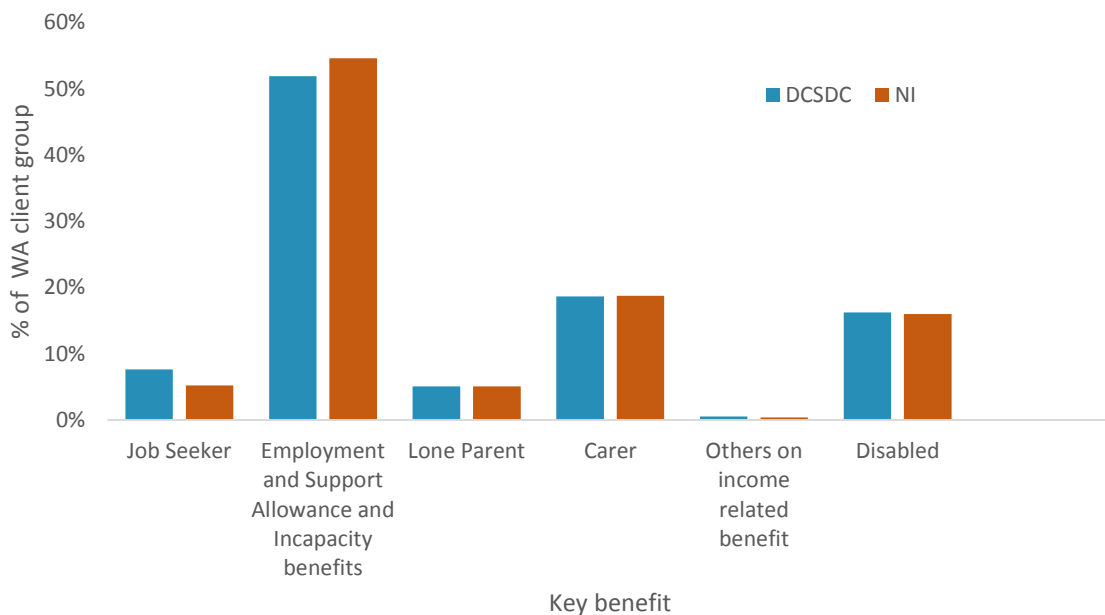
Claimants have been allocated to statistical groups to give an indication of the main reason why they are claiming benefit. The benefits are arranged hierarchically and claimants are assigned to the first benefit they receive. Thus a lone parent receiving both Income Support and Incapacity Benefit would be assigned to the 'Employment & Support Allowance and incapacity benefits' group. For this reason, the 'Lone parent' group will not contain all lone parents claiming Income Support. The statistical group hierarchy is given in the table below.

**Table 3: Working age claimants of 'key' benefits by hierarchical statistical group, DCSDC and NI, November 2019**

Statistical group	DCSDC		NI
	Number	%	%
1. Job Seeker	1,910	8%	5%
2. Employment and Support Allowance and Incapacity benefits	13,010	52%	55%
3. Lone Parent	1,270	5%	5%
4. Carer	4,670	19%	19%
5. Others on income related benefit	130	1%	0%
6. Disabled	4,070	16%	16%
<b>Total</b>	<b>25,060</b>	<b>100%</b>	<b>100%</b>

Source: NISRA, Benefits Statistics Summary

**Fig 3: % of Working Age claimants of 'key' benefits by statistical group, DCSDC and NI, November 2019**



Source: NISRA, Benefits Statistics Summary

- At August 2019, there were 25,170 claimants in the Working age Client Group. Of these, 8% were claiming Jobseekers' Allowance (6% for NI).
- The single largest statistical grouping is for 'Employment and Support Allowance and Incapacity benefits'. This was the first benefit received for 52% of claimants in DCSDC compared with a rate of 55% in NI.

### Pension age

The 'key' benefits for the Pension Age Client Group are State Pension, Pension Credit, Attendance Allowance, Widow's Benefit, Disability Living Allowance, Incapacity Benefit, and Severe Disablement Allowance.

Claimants have been allocated to a pensioner statistical group based on whether claiming State Pension (SP)/Pension Credit (PC) and whether disabled. A customer is classed as disabled if claiming Attendance Allowance or Disability Living Allowance.

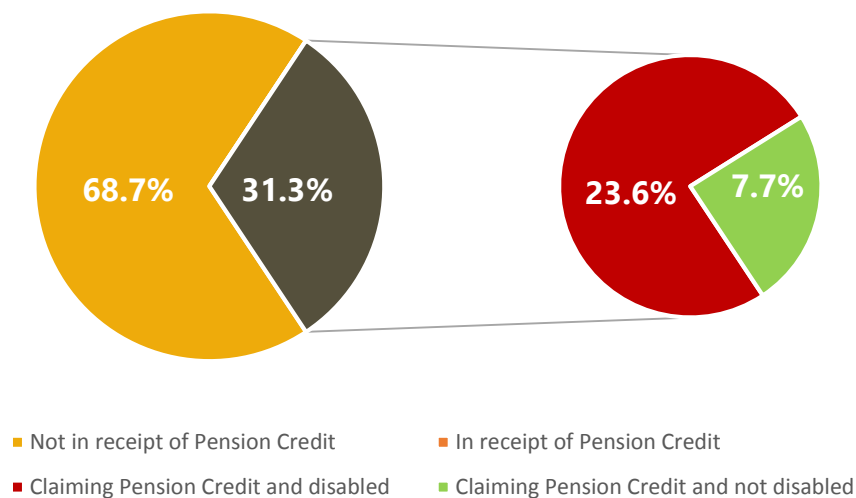
The age at which women reach State Pension age is gradually increasing from 60 to 65 between April 2010 and November 2018. From December 2018 the State Pension age will continue to increase for both men and women. The changes will introduce a small increase to the number of working age benefit claimants and a small reduction to the number of pension age claimants

**Table 4: Pension age claimants of 'key' benefits by statistical group, DCSDC and NI, November 2019**

Statistical group	DCSDC		NI
	Number	%	%
1. SP and PC, Disabled	5,120	23%	15%
2. SP and PC, Not Disabled	1,670	7%	6%
3. SP but not PC, Disabled	5,560	25%	23%
4. SP but not PC, Not Disabled	9,760	43%	54%
5. PC but not SP, Disabled	190	1%	0%
6. PC but not SP, Not Disabled	60	0%	0%
7. Not SP nor PC, Disabled	80	0%	0%
8. Not SP nor PC, Not Disabled	20	0%	0%
<b>Total</b>	<b>22,460</b>	<b>100%</b>	<b>100%</b>

Source: NISRA, Benefits Statistics Summary

**Fig 4: % of Pension Age claimants of 'key' benefits by statistical group, DCSDC, November 2019**



Source: NISRA, Benefits Statistics Summary

- At November 2019, there were 22,460 claimants in the Pensioner Client Group. Of these, 7,040 (31.3%) were in receipt of Pension Credit (22.2% for NI).