

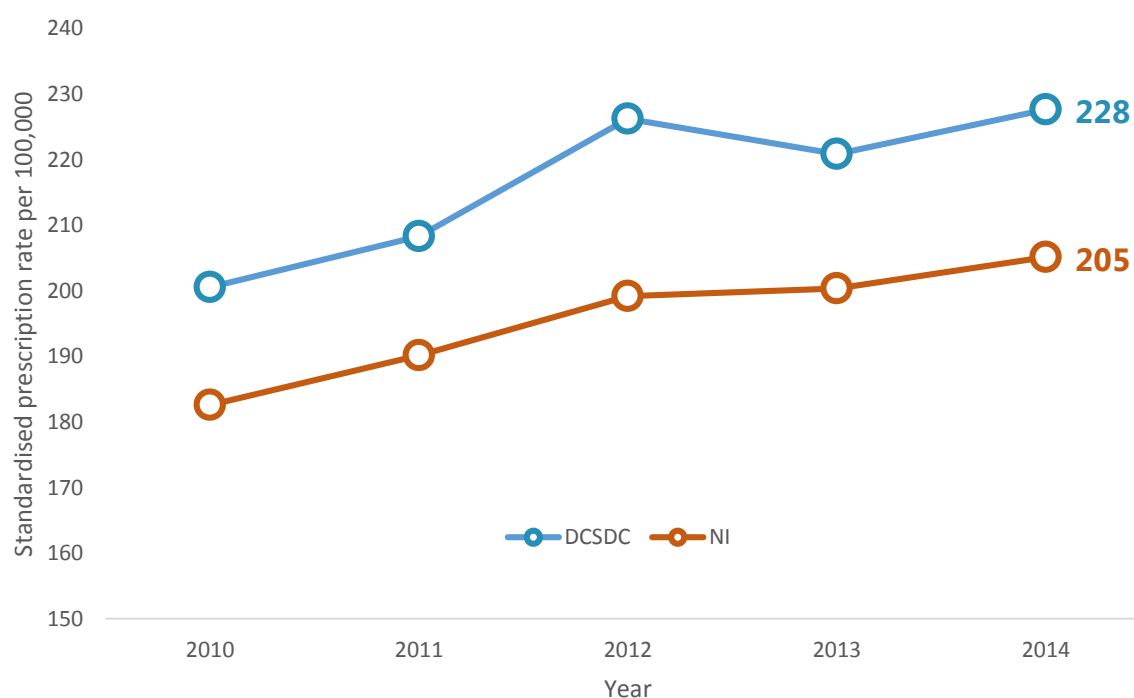
Mood and anxiety disorders, obesity and cancer

Table 1: Standardised prescription rate for mood and anxiety disorders, per 100,000 population, DCSDC and NI

Year	DCSDC	NI
2010	201	183
2011	208	190
2012	226	199
2013	221	200
2014	228	205

Source: Public Health Information and Research Branch, DoH

Figure 1: Standardised prescription rate for mood and anxiety disorders, per 100,000 population, DCSDC and NI



Source: Public Health Information and Research Branch, DoH

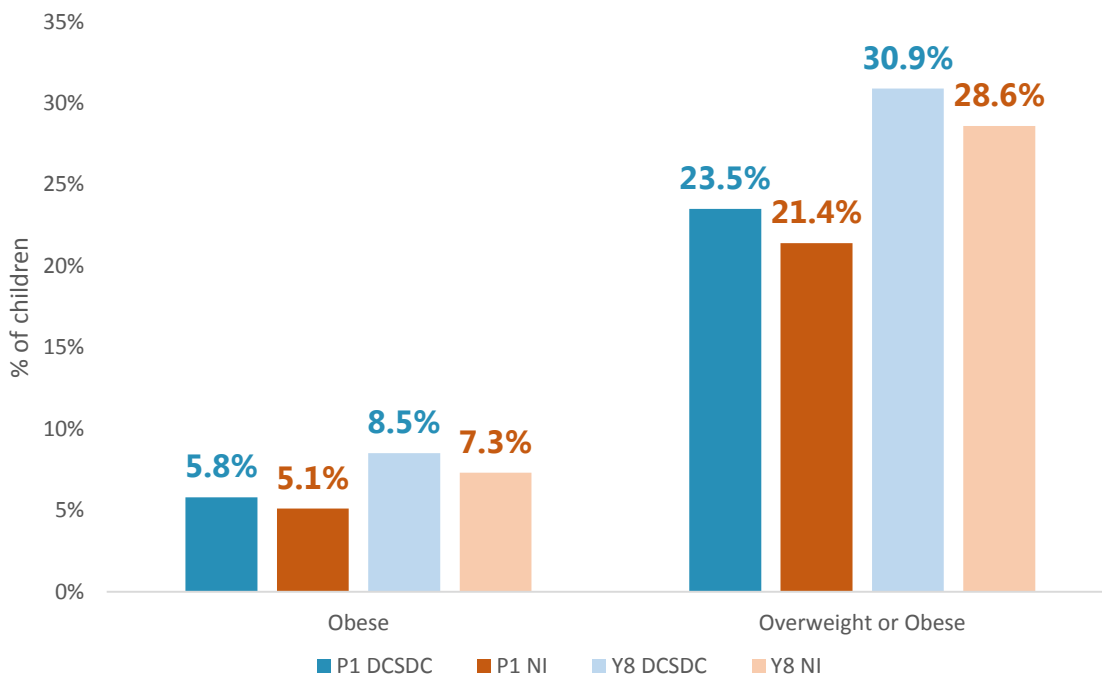
- There has been an increase in the standardised prescription rate for mood and anxiety disorders for both DCSDC and NI between 2010 and 2014. By 2014, the standardised prescription rate stood at 228 per 100,000 people within DCSDC.

Table 2: Primary 1 and Year 8 childhood BMI, 2012/13 to 2014/15, DCSDC and NI (%)

Year	P1		Y8	
	DCSDC	NI	DCSDC	NI
Obese	5.8%	5.1%	8.5%	7.3%
Overweight or Obese	23.5%	21.4%	30.9%	28.6%

Source: Public Health Information and Research Branch, DoH

Figure 2: Primary 1 and Year 8 childhood BMI, 2012/13 to 2014/15, DCSDC and NI (%)



Source: Public Health Information and Research Branch, DoH

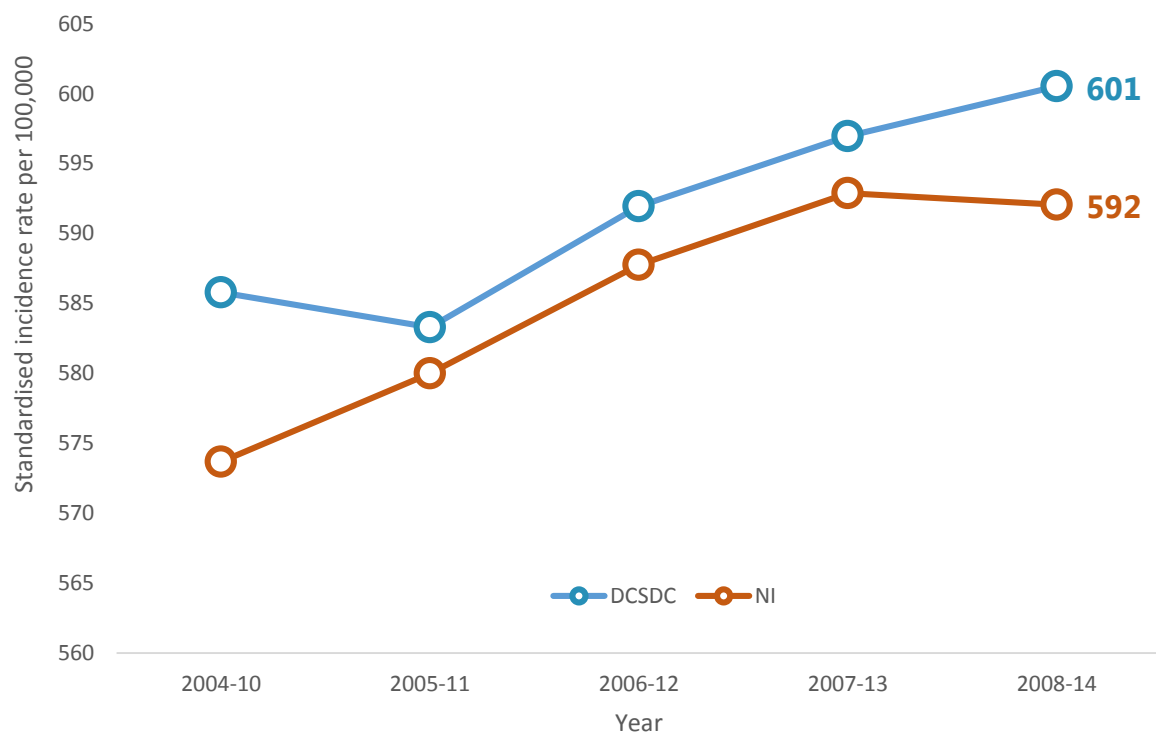
- Children within DCSDC, in both Primary 1 and Year 8, tend to have higher scores in terms of their Body Mass Index (BMI) when compared to children within NI as a whole.
- Over the period 2012/13 to 2014/15, 5.8% of DCSDC children, in Primary 1, had a BMI that fell within the obese range (5.1% for NI). In addition, 8.5% of Year 8 children fell into the same category (7.3% for NI).

Table 3: Standardised incidence rate for cancer per 100,000 population, DCSDC and NI

Period	DCSDC	NI
2004-10	586	574
2005-11	583	580
2006-12	592	588
2007-13	597	593
2008-14	601	592

Source: Public Health Information and Research Branch, DoH

Figure 3: Standardised incidence rate for cancer per 100,000 population, DCSDC and NI



Source: Public Health Information and Research Branch, DoH

- The standardised incidence rate for cancer, for DCSDC and NI, has shown an upward trend since 2004.
- Over the period 2008-14, the rate within DCSDC, stood at 601 per 100,000 people compared with an NI rate of 592.