

Enrolments

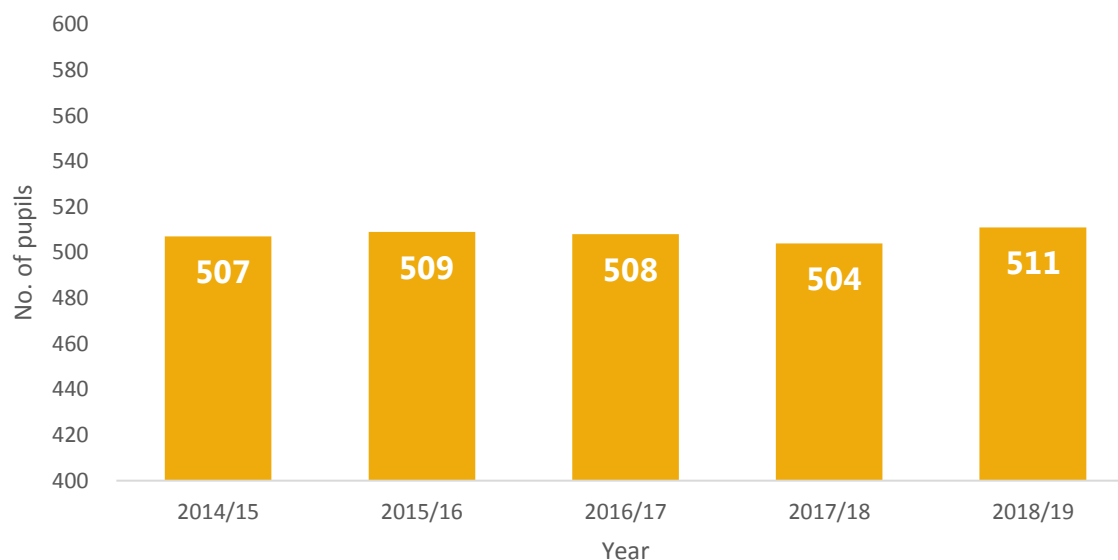
Table 1: Number of pupils attending educational establishments in DCSDC from 2014/15 to 2018/19

School type	2014/15	2015/16	2016/17	2017/18	2018/19
Voluntary and private pre-school education centres ¹	413	427	358	356	384
Nursery schools	507	509	508	504	511
Primary schools	15,587	15,836	16,111	16,093	16,093
Post-primary schools	12,512	12,164	11,948	11,832	11,897
Special schools	377	389	416	437	440
TOTAL	29,396	29,325	29,341	29,222	29,325

Source: NI School Census, Department of Education NI

1. Figures for children in pre-school settings relate to children in funded places.

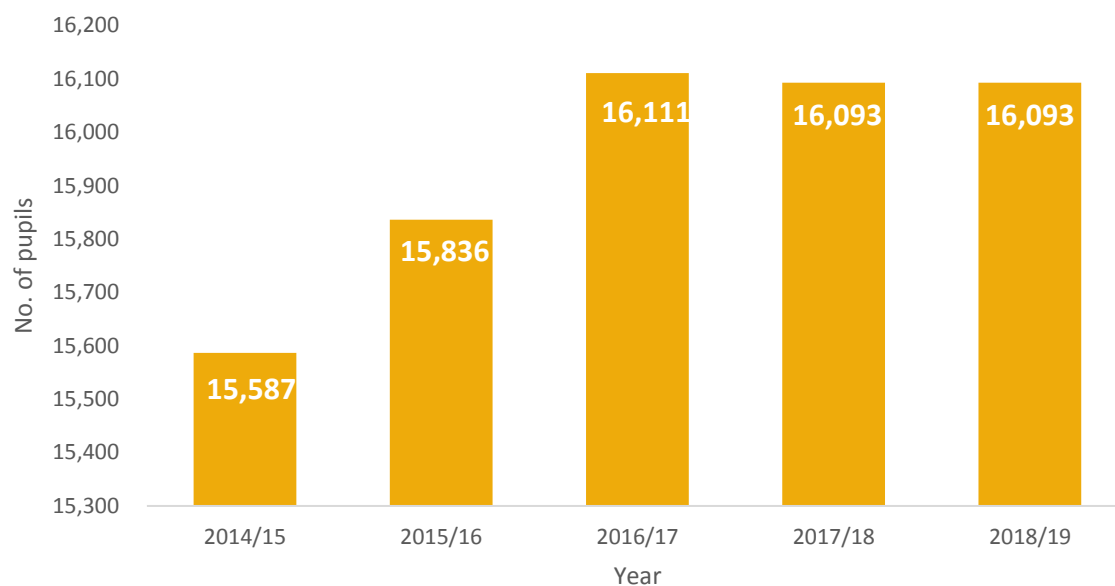
Figure 1: Number of pupils attending nursery schools in DCSDC, 2014/15 to 2018/19



Source: NI School Census, Department of Education NI

- The number of pupils attending nursery schools within DCSDC in 2018/19 was 511.

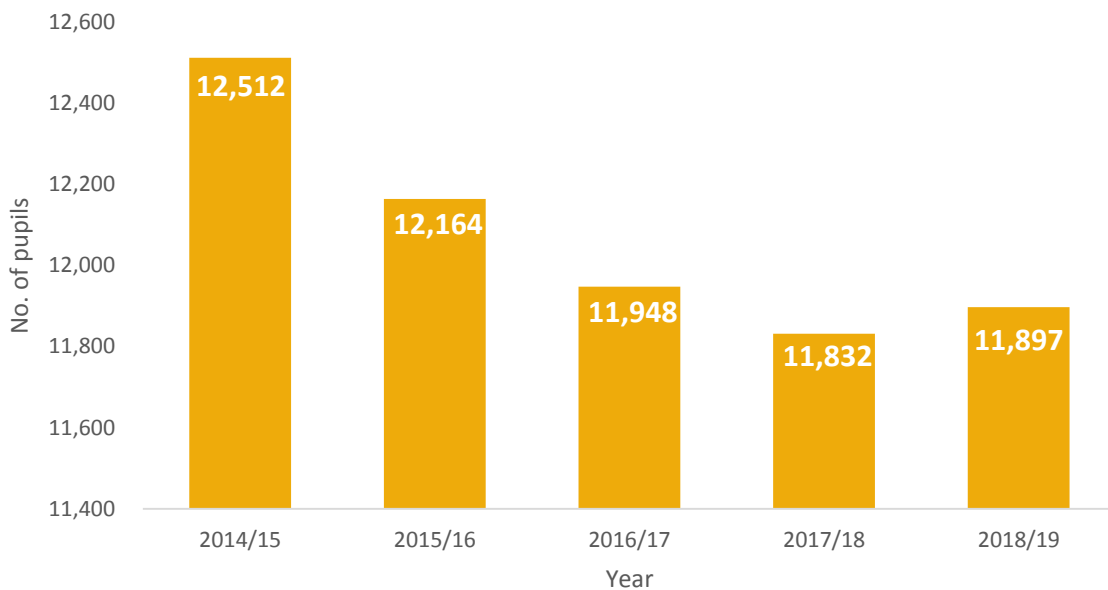
Figure 2: Number of pupils attending primary schools in DCSDC, 2014/15 to 2018/19



Source: NI School Census, Department of Education NI

- The overall number of pupils enrolled in primary schools in DCSDC has increased gradually from a total of 15,587 in 2014/15 to 16,093 in 2018/19.

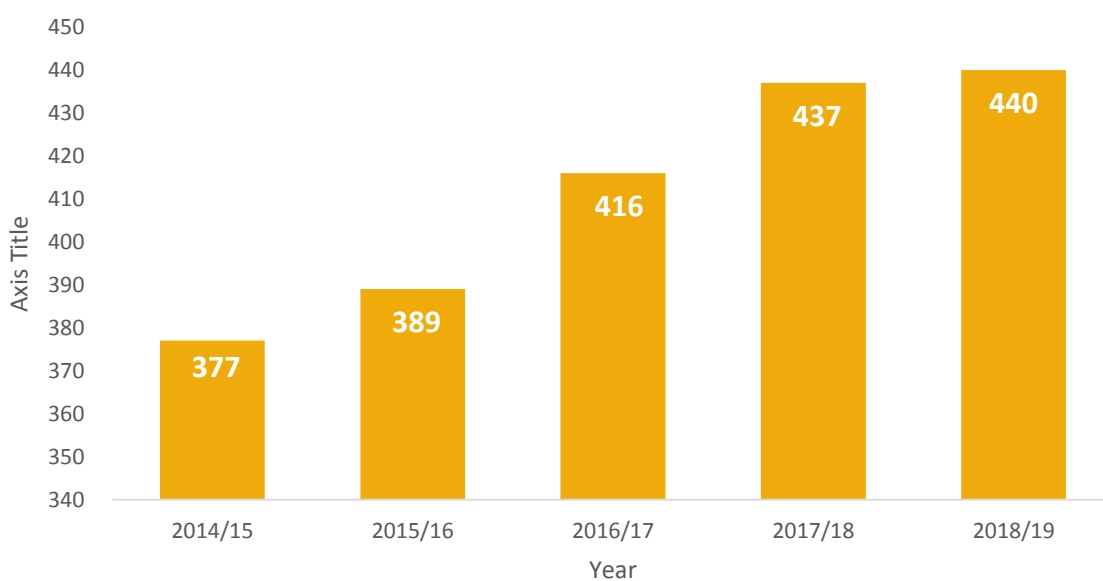
Figure 3: Number of pupils attending post-primary schools in DCSDC, 2014/15 to 2018/19



Source: NI School Census, Department of Education NI

- The number of pupils attending post-primary schools, within DCSDC has decreased from 12,512 in 2014/15 to 11,897 in 2018/19.

Figure 4: Number of pupils attending special school educational establishments in DCSDC, 2014/15 to 2018/19



Source: NI School Census, Department of Education NI