



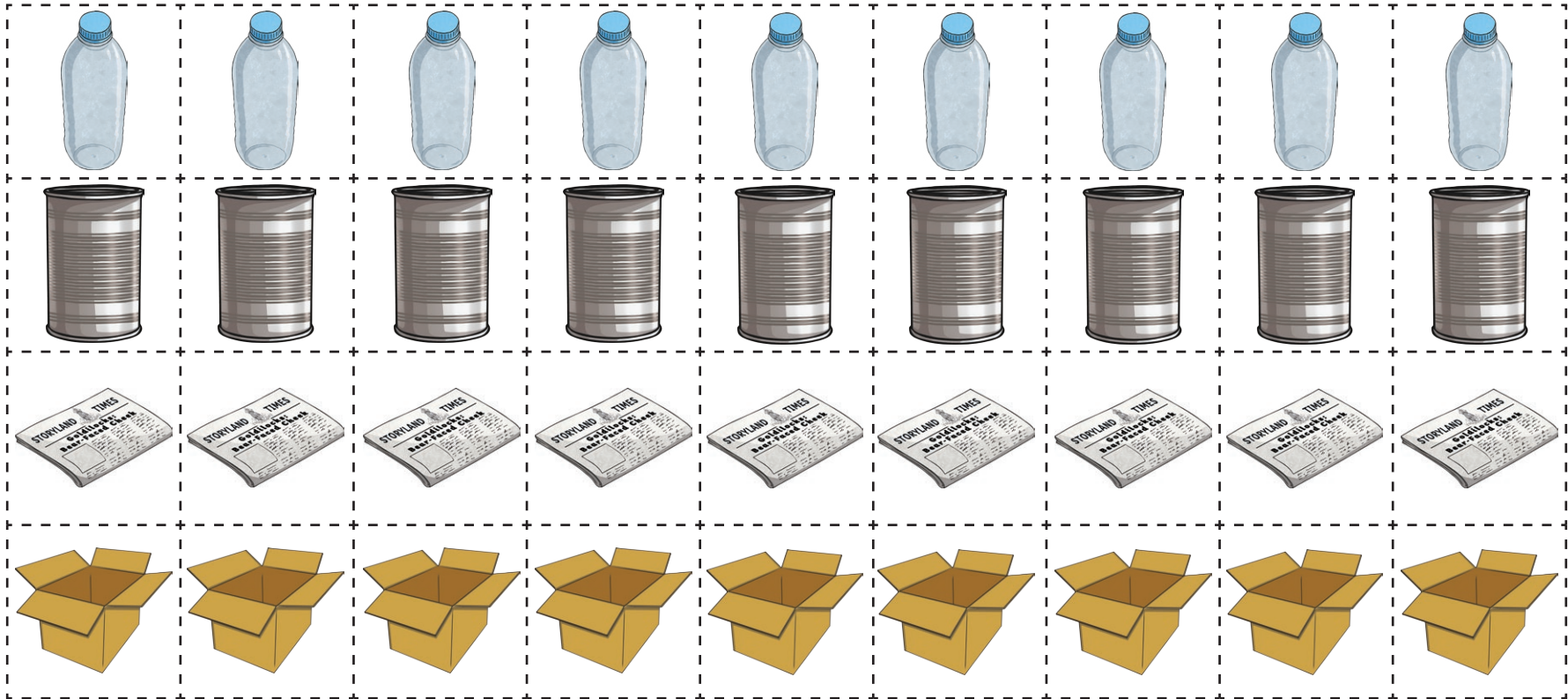


Recycling Pictogram

Use this pictogram to record how many times you recycle during the week. For each type of recycling – plastic, metal and tins, paper, cardboard and food waste – add a picture to the pictogram chart. At the end of the week, answer the questions on the pictogram question page about your week.

Recycled Items	1	2	3	4	5	6	7	8	9
Plastic 									
Metal and Tins 									
Paper 									
Card and Cardboard 									

Recycling Pictogram Cut-Outs



Recycling Pictogram Questions

Use your pictogram to help you answer these questions. Remember, each picture counts for one item when you are counting.

1. How many card and cardboard items did you recycle?

2. How many plastic items did you recycle?

3. How many metal and tin items did you recycle?

4. How many paper items did you recycle?

5. Which type of material was recycled most?

6. Which type of material was recycled least?

7. How many items were recycled altogether?
