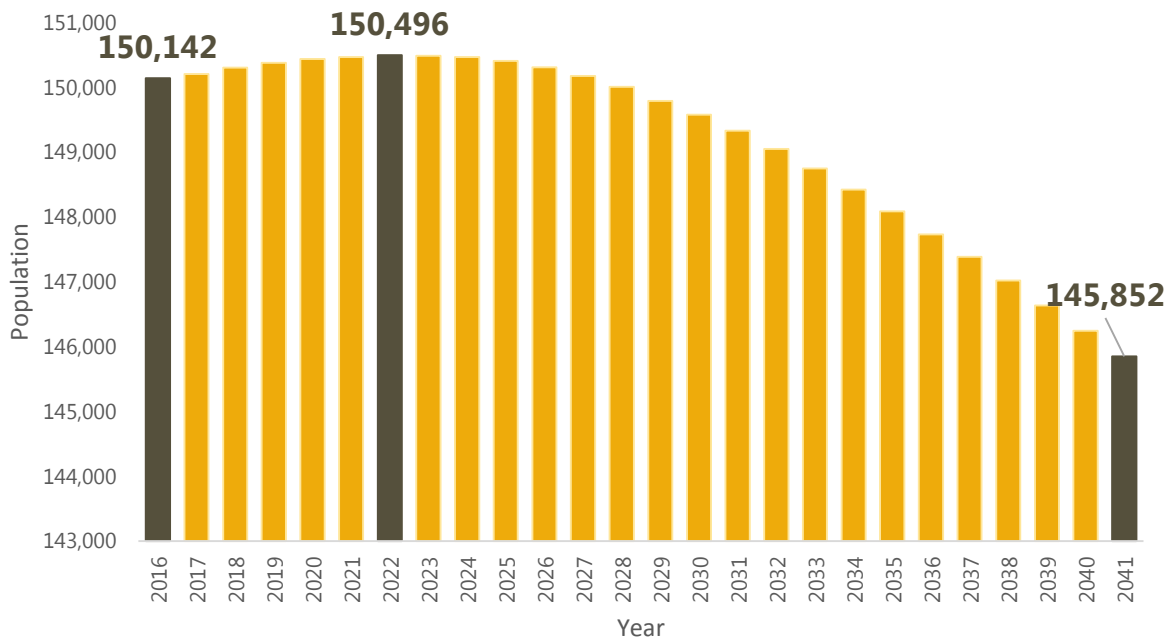


Population Projections

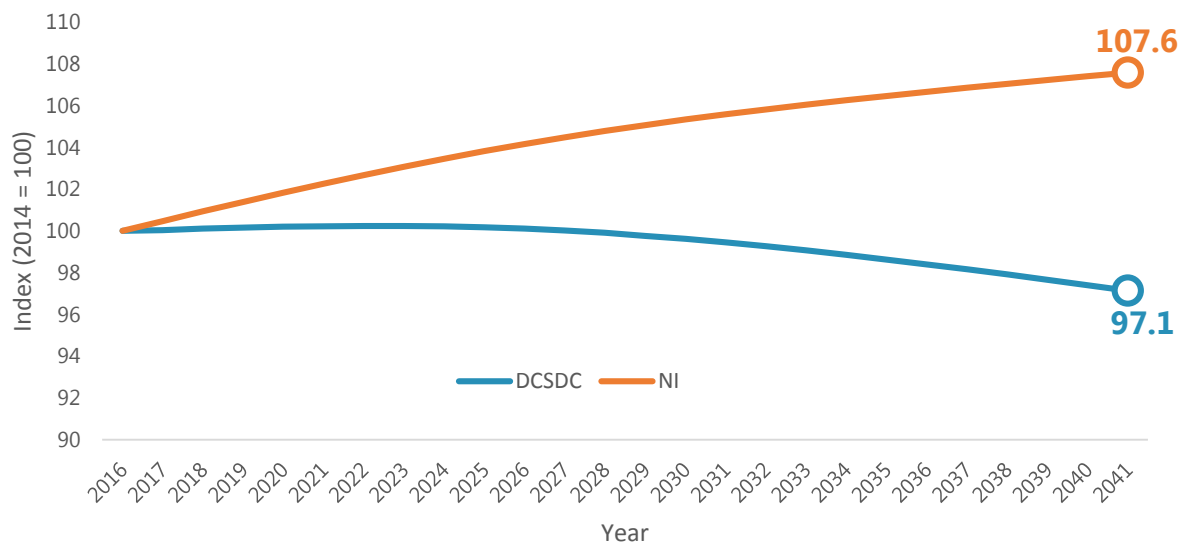
Figure 1: Projected DCSDC population, 2016 to 2041



Source: NISRA, Population Projections (2016 based)

- By 2022 the DCSDC population is projected to increase slightly to 150,496 before dropping back to 145,852 by 2041.

Figure 2: Index of projected total population change for DCSDC and NI (2016 = 100)



Source: NISRA, Population Projections (2016 based)

- This rise and fall of the DCSDC population is in contrast to the projections for NI as a whole.
- Between 2016 and 2041, it is projected that the NI population will have increased by 7.6%, rising from 1,862,137 in 2016 to 2,003,397 by 2041.

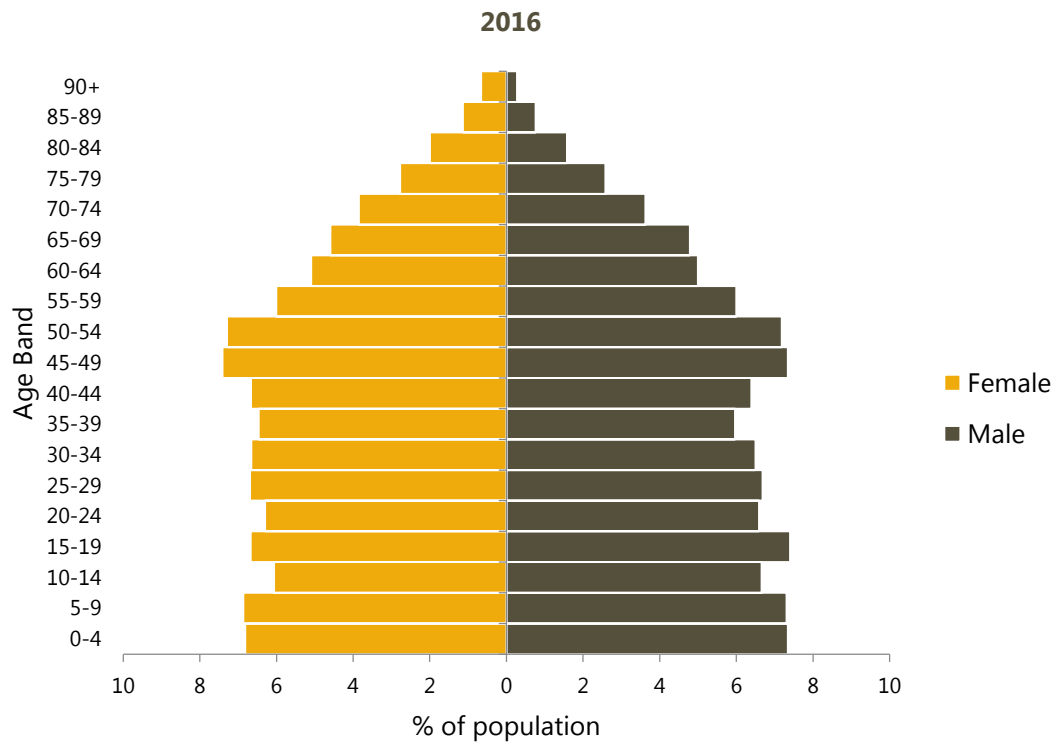
Table 1: Projected age profile of DCSDC and NI population, 2028 and 2041

Age band	2028			2041		
	DCSDC		NI	DCSDC		NI
0-15	31,050	20.7%	19.6%	28,040	19.2%	18.2%
16-24	17,000	11.3%	11.2%	15,640	10.7%	10.5%
25-44	35,300	23.5%	24.1%	32,550	22.3%	23.0%
45-64	38,360	25.6%	25.1%	34,480	23.6%	23.7%
65+	28,310	18.9%	20.1%	35,150	24.1%	24.5%
Total	150,010	100%	100%	145,850	100%	100%

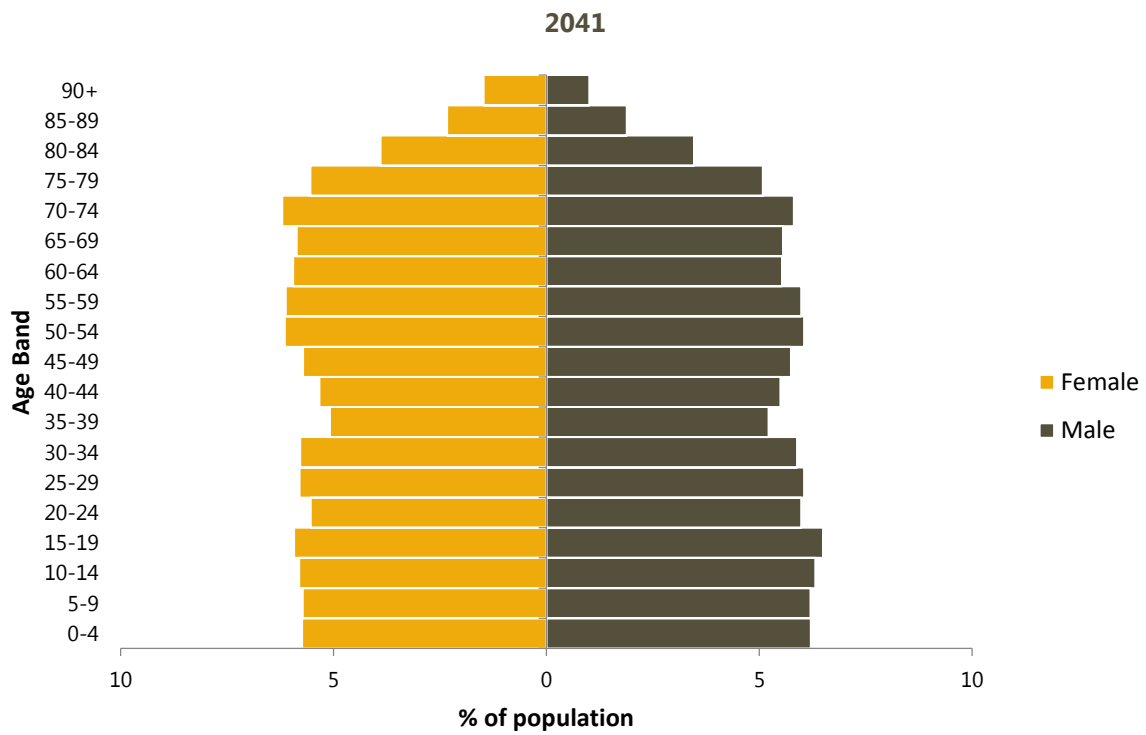
Source: NISRA, Population Projections (2016 based)

- The population of DCSDC is projected to get older by 2028 and through to 2041.
- By 2041, it is projected that the number of those aged under 16 will fall to 28,040 (19.2%), down from 32,806 (21.8%) in 2016.
- The numbers of residents in the age bands, 25-44 and 45-64, are also projected to fall as well as making up proportionately less of the DCSDC population.
- By 2041, the number of people aged 65 and over is expected to increase to 35,150 resulting in this age category making up nearly a quarter (24.1%) of the DCSDC population.

Figure 3: Projected age profile of DCSDC population, 2016 and 2041



Source: NISRA, Population Projections (2016 based)



Source: NISRA, Population Projections (2016 based)