

## School leavers

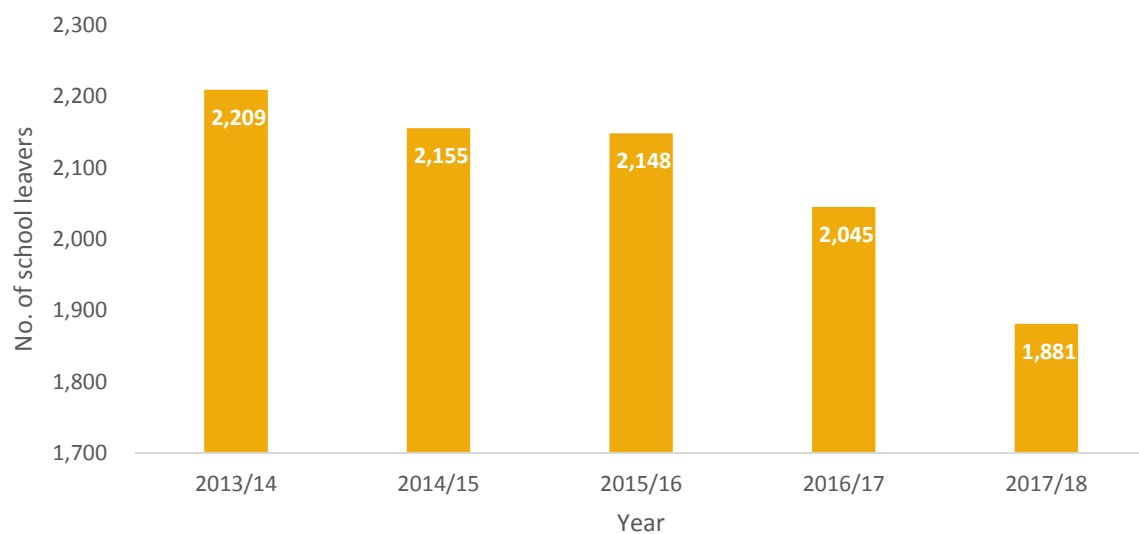
**Table 1: Number of school leavers in DCSDC from 2013/14 to 2017/18**

School leavers	DCSDC
2013/14	2,209
2014/15	2,155
2015/16	2,148
2016/17	2,045
2017/18	1,881

Source: NI School Leavers Survey, Department of Education NI

- In 2017/18 there were 1,881 school leavers compared to 2,209 school leavers in 2013/14.

**Figure 1: Number of school leavers in DCSDC between 2013/14 and 2017/18**



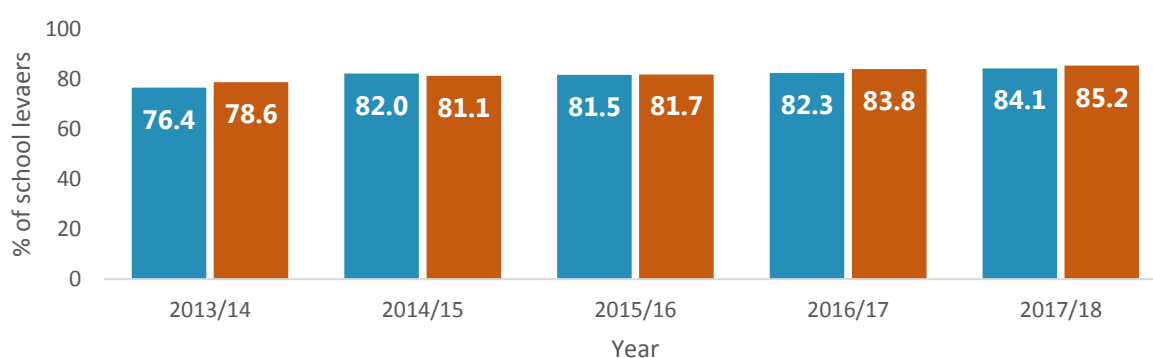
Source: NI School Leavers Survey, Department of Education

**Table 2: School leavers' examination achievements 2013/14 to 2017/18**

Region	School leavers' achievements	2013/14	2014/15	2015/16	2016/17	2017/18
DCSDC	Achieved 2+ A levels (or equivalent)	55.5%	58.9%	60.0%	58.4%	57.0%
	Achieved at least 5 GCSE's grades A*-C (or equivalent)	76.4%	82.0%	81.5%	82.3%	84.1%
	Achieved at least 5 GCSE's grades A*-C (or equivalent) including GCSE English and GCSE Maths	58.7%	63.2%	68.2%	69.3%	70.0%
NI	Achieved 2+ A levels (or equivalent)	55.7%	57.7%	57.3%	58.5%	56.7%
	Achieved at least 5 GCSE's grades A*-C (or equivalent)	78.6%	81.1%	81.7%	83.8%	85.2%
	Achieved at least 5 GCSE's grades A*-C (or equivalent) including GCSE English and GCSE Maths	63.5%	66.0%	67.7%	69.6%	70.6%

Source: NI School Leavers Survey, Department of Education

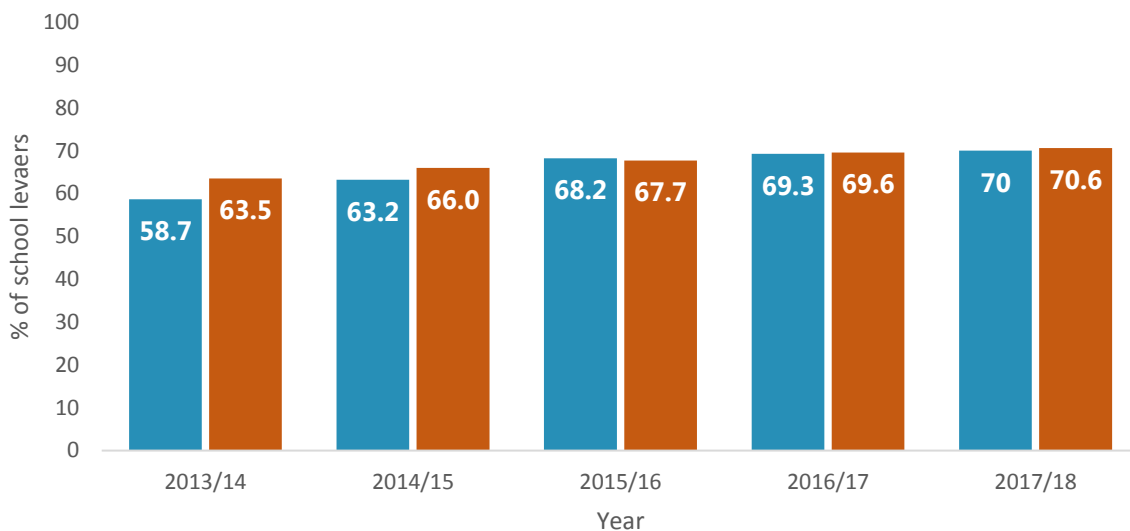
**Figure 2: Percentage of school leavers who achieved at least 5 GCSE's grades A\*-C (or equiv), DCSDC and NI, 2013/14 to 2017/18**



Source: NI School Leavers Survey, Department of Education

- The percentage of school leavers who achieved at least 5 GCSE's grades A\*-C (or equivalent) in DCSDC was 76.4% in 2013/14 and is now 84.1% in 2017/18

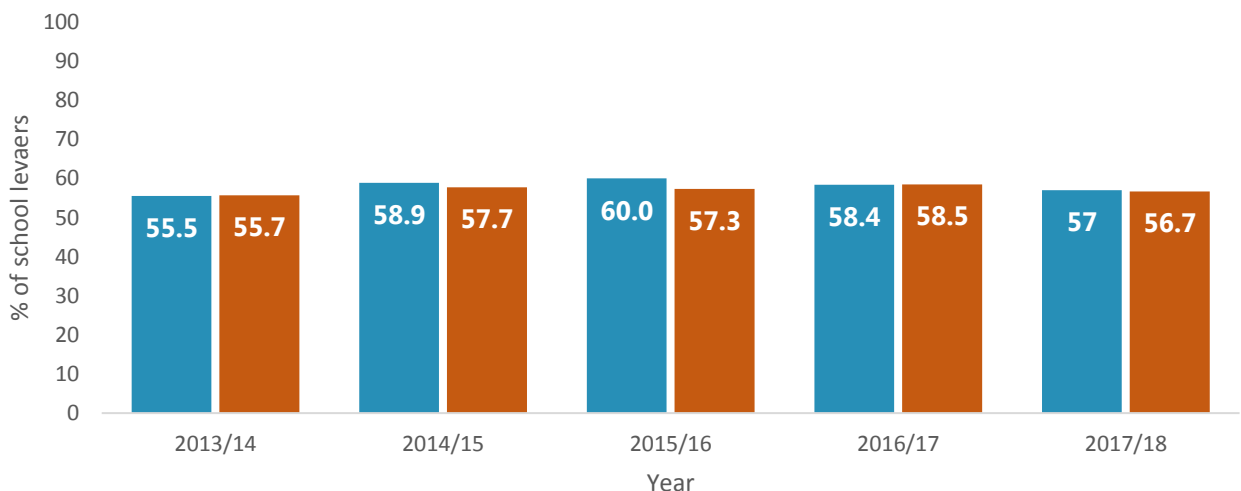
**Figure 3: Percentage of school leavers who achieved at least 5 GCSE's grades A\*-C (or equiv) inc. GCSE English and GCSE Maths, DCSDC and NI, 2013/14 to 2017/18**



Source: NI School Leavers Survey, Department of Education

- The percentage of school leavers, achieving at least 5 GCSE's grades A\*-C (or equivalent) including English and Maths in DCSDC , was 58.7% in 2013/14 and is now 70.0% in 2017/18

**Figure 4: Percentage of school leavers who achieved at least 2+ A-levels (or equiv), DCSDC and NI, 2013/14 to 2017/18**



Source: NI School Leavers Survey, Department of Education

The percentage of school leavers, achieving 2+ A Levels in DCSDC, was 55.5% in 2013/14 and 57.0% in 2017/18. The figure for 2017/18 is slightly lower than the figure for 2016/17, but this is also the case for NI (2016/17 58.5% (NI), 2017/18 56.7% (NI)).