

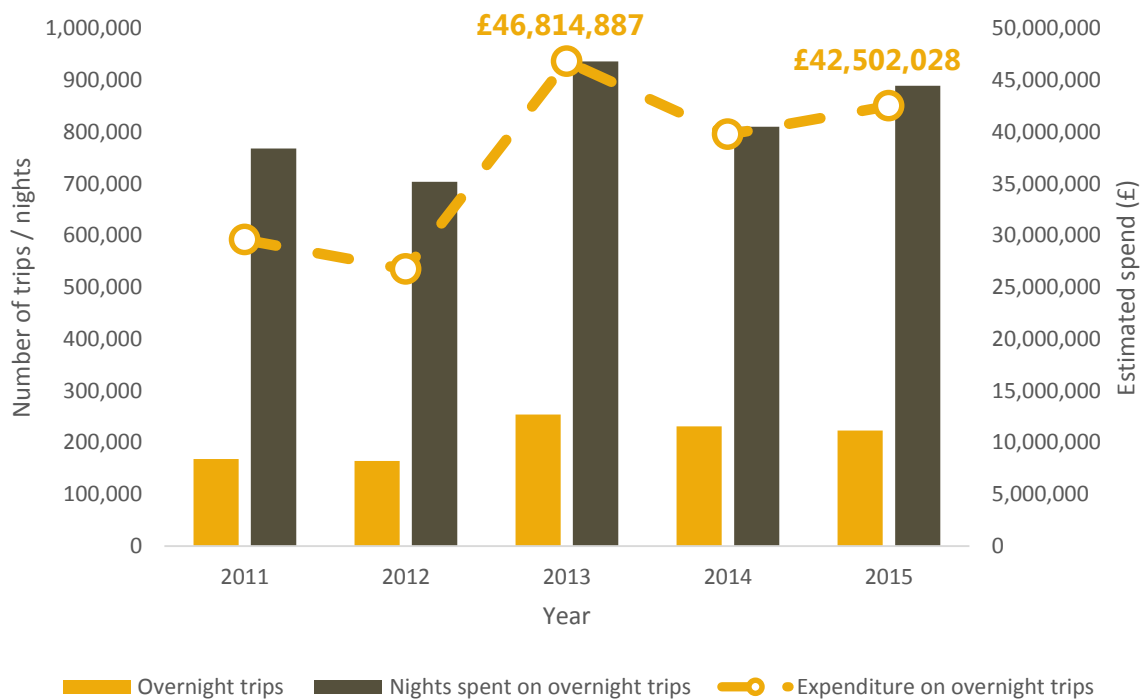
# Tourism

**Table 1: Estimated overnight Trips, Nights and Expenditure, DCSDC, 2011 - 2015**

Year	Overnight trips	Nights spent on overnight trips	Expenditure spent on overnight trips (£)
2011	168,064	767,880	29,582,184
2012	164,264	704,042	26,718,843
2013	254,315	936,200	46,814,887
2014	230,983	810,310	39,744,803
2015	223,172	889,416	42,502,028

Source: NISRA, Tourism statistics

**Figure 1: Estimated overnight Trips, Nights and Expenditure, DCSDC, 2011 - 2015**



Source: NISRA, Tourism statistics

- 2013 was an obvious peak in tourism statistics in recent years due to the success of the UK City of Culture.
- Figures post 2013 have shown increases from 2012 in overnight trips to DCSDC, the number nights spent on these trips as well as the total expenditure spent on these overnight trips.

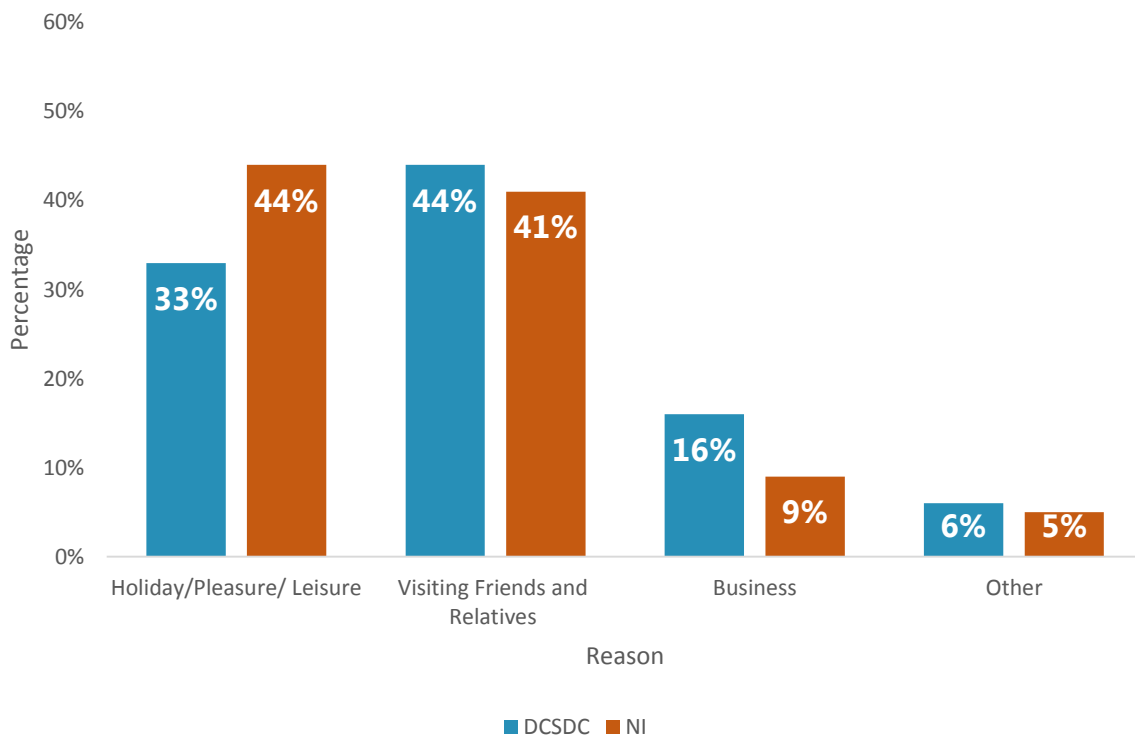
- In 2015, there were an estimated 223,172 overnight trips, incorporating a total of 889,416 nights. This led to an estimated expenditure of £42,502,028.

**Table 2: Estimated average overnight trips in DCSDC and NI, by reason for visit, 3-year average (2013-2015)**

Reason	DCSDC		NI
	Number	%	%
Holiday/Pleasure/ Leisure	77,727	33%	44%
Visiting Friends and Relatives	104,989	44%	41%
Business	38,803	16%	9%
Other	14,638	6%	5%
<b>Total</b>	<b>236,157</b>	<b>100%</b>	<b>100%</b>

Source: NISRA, Tourism statistics

**Figure 2: Estimated average overnight trips in DCSDC and NI, by reason for visit, 3-year average (2013-2015)**



Source: NISRA, Tourism statistics

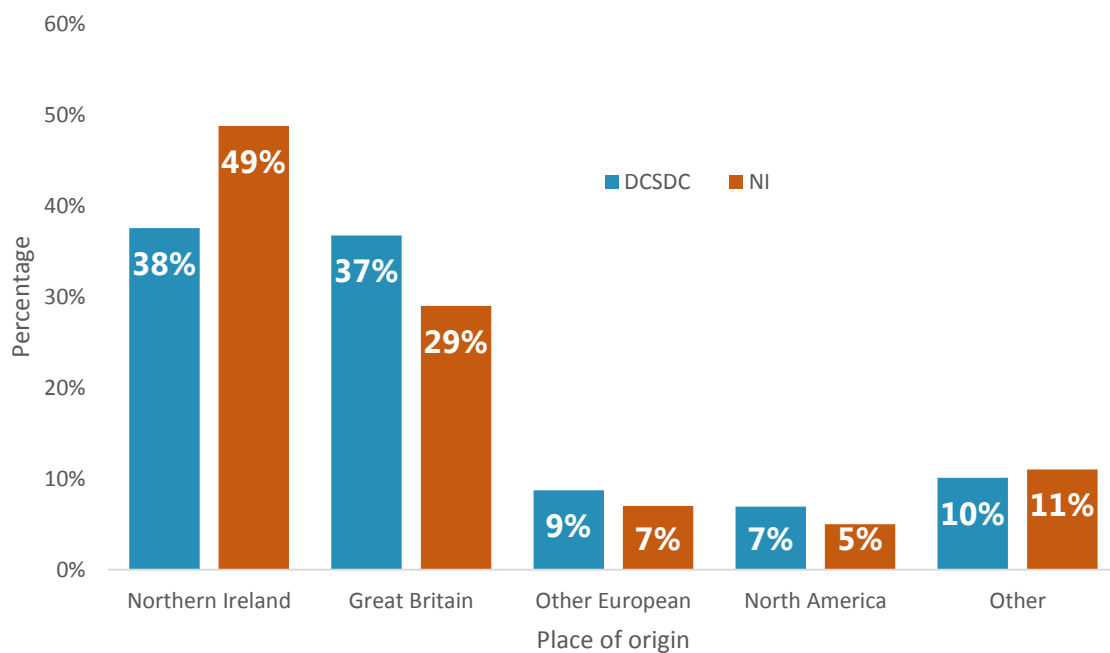
- The single largest reason (44%) for overnight trips to DCSDC was to visit friends and relatives (41% in NI).
- The proportion of overnight trips to DCSDC, in the period 2013-2015, for holiday/pleasure/leisure stood at 33%. This was lower than the rate for NI, which stood at 44%.

**Table 3: Estimated average overnight trips in DCSDC and NI, by place of origin, 3-year average (2013-2015)**

Reason	DCSDC		NI
	Number	%	%
Northern Ireland	88,693	38%	49%
Great Britain	86,751	37%	29%
Other European	20,576	9%	7%
North America	16,328	7%	5%
Other	23,808	10%	11%
<b>Total</b>	<b>236,157</b>	<b>100%</b>	<b>100%</b>

Source: NISRA, Tourism statistics

**Figure 3: Estimated average overnight trips in DCSDC and NI, by place of origin, 3-year average (2013-2015)**



Source: NISRA, Tourism statistics

- The number and proportion of overnight trips to DCSDC that originated in NI or in GB were roughly equal in the period 2013-2015.
- It was estimated that 88,693 (38%) of overnight trips originated within NI and 86,751 (37%) originated in GB.